

ADDENDUM NO. :	Three (3)
BID DUE TIME AND DATE:	2:00 p.m., April 30, 2019 (No Change)
BIDDER QUESTIONS BY:	11:59 a.m., April 23, 2019
LAST ADDENDUM ISSUED:	11:59 p.m., April 25, 2019

THE PURPOSE FOR THIS ADDENDUM IS:

- **To provide a response to questions raised by Plan Holders;**
- **To modify/clarify specifications and drawings as a result of above and items identified by the Design Team.**

Addendum 04 is scheduled to be released by 8am Wednesday, **04/23/19**; generally it addresses:

- Bidder questions that may be raised.

GENERAL:

Q&A - Responding to Bidders Questions and further clarifications:

Q1: Millwork Counter Locations: B4/A501 indicates counters in (5) location which cannot be found on the drawings for conference cubicles and work stations. [NOTE: A501 has been revised and included with this Addendum 03].

A1: That note should be deleted; it is incorrectly carried over from a previous job. The section only applies to one location, the south wall of the Community Space V0112 seen on elevation A5/A501 (also seen on B1/A301). Number of vertical shelf brackets.

Reviewing this sheet, brought to light other items now revised or clarified on attached:

A1a: Section B3/A501 (Notation corrected from B4 to B3): Upper Section: Hole for discarding trash identified. Lower Section clarifies that it is not the intent to replace the counter, however Contractor Option to replace if it simplifies for creation of Changing counter.

A1b: Section B4/A501: Besides revising quantity/location, counter width decreased.

A1c: Section B5/A501: Revised height (shortened from 9', to 8'-8"), width increased from 1', to 1'-6; and wall behind shown as gyp bd, not storefront.

A1d: Section A5/A501: Counter supports shown; height of counter & wall cabinet decreased.

Miscellaneous:

2 Hour Area Separation Wall: The Note 4 on LS104 was incorrectly left blank regarding UL number. The number "U366 Non-Bearing configuration A" should be inserted after "UL # ". Note: to assist with construction, the double layer of 1" gyp bd would be towards the Mechanical Room (simplifies electrical boxes on Bookstore side of wall), the wall once making the jog east may be on the east side of the ridge beam vs as previously shown on A5/A301. Attached A5/A301 shifts Barrier east on side of barrier. Data on U366 can be provided. Note: other assemblies will be considered should a Bidder have more experience with a different UL # assembly, and still provide functionality for a Mechanical Room.

Concrete Roof Tile System: The specifications included in Addendum 02 for concrete roof tile is intended to repeat specification criteria used for the previously referenced St. Augustine Campus Library Building Re-roofing Project adjacent to existing Building V, basis of this project. Should there be any questions on methods, process, experience, lessons learned particularly in terms of existing, as well as Boral Tile Roofing System itself such as battens, sheathing etc., the Roofer for that project can be contacted, Tripp Watts TMC Roofing Division Manager and for roofing information.

MODIFY/CLARIFY DRAWINGS:

ARCHITECTURAL (A)

Attached Drawings Issued with Revisions (items clouded) identifying the Bidder Q & A from Addendum 02, as well as above descriptions under Bidder Q & A that modify the drawings (Items revised are clouded):

- A101 Floor Plan-Addition & Existing/Demolition
- A102 Floor Plan-Addition & Renovation
- A201 Exterior Elevations-Demo & Reno at Existing
- A202 Exterior Elevations-Addition
- A301 Building Sections
- A302 Building Sections
- A303 Ext Wall Sections & Details
- A304 Ext Wall Sections & Details
- A501 Misc Sections & Details
- A602 Door & Window Schedules (& Elevations)

Canopy over Truck Dock: See Drawings A202, A301, A302, A303.

Revised to show low roof between Addition and Existing continuing east over Truck Dock (deleting reference to Pre-Fab Walkway Canopy). Repeating from Addendum 02: "Contractor Option" 6/S503 shows a change in elevation between main low roof and canopy accounting for no need for insulation (other than to provide slope); however can adjust the decks to be the same height and run the insul/mod bit system straight across to simplify construction.

Interior Storefront Type identification: See Drawings A101, A102, A201, A202, A602

Aluminum storefront windows: Locations shown for aluminum storefront windows. Exterior for Addition shown on A101, including identifying the storefront at 10' AFF. Interior shown on A102 including identifying the storefront at 10' AFF. Also added Type F9, F10, and F11:

- F9 shows rectangular interior storefront, similar to F4 and F5 but with 6' width dimension. Visible in A1/A302 (left storefront in that Section incorrect/should match two to the right/north).
- F10 shows triangular interior storefront starting 10' AFF and visible on B1 and C1/A301.
- F11 shows rectangular interior storefront with perforated panel, similar to F4 but without internal mullions, and visible on A1/A301 with "BOOKSTORE" graphic.
- F3 adjusted to reflect Floor Plan with Doors off-center.
- F8 corrected to 6' wide panel (located at 10' AFF, south end of col line 6.)
- F7 (located 10' AFF) shifted above its lower window counterpart, and horizontal intermediate mullion corrected.

As a result of the items described above, a few mods identified and made on the Sections, such as:

- Height of storefront for Room V0102
- Height of storefront with perforated panel,

And a few mods identified and made on the Elevations:

- Entry door frames/F3 on A2/A202 shifting off-center,
- F6 and F8 Storefront height revised to reflect 6' height (above low roof) seen on B2/A202
- Triangular F7 visible on D3/A202

Guardrail and Retaining Wall at Truck Dock: See Drawings A101, A102, A201, A202, A301, A302, A303

- Guardrail at Truck Dock: Revised to utilize the six (6) existing roughly 8' oc vertical pipe embedded in the existing Retaining Wall, and add five (5) new vertical pipe attached to top of the existing Retaining Wall, horizontally centered between each existing.
- Repeating from Addendum 02: *A new top rail is required and attached to the existing posts via Three Socket Tee (such as Kee 25). Two new intermediate rails and new bottom rail are required and attached to the existing posts via Two Socket Cross (such as Kee 26). New vertical pipe/posts required between each existing and attachment via Standard Railing Flange (such as Kee 62) Last pipe North end would turn corner at each intermediate and bottom horizontal via 90 degree Side Outlet Tee (such as Kee 21), w/ top horizontal attached via Side Outlet Elbow (such as Kee 20). This last existing vertical pipe would connect 90 degrees +/- to a new vertical pipe at the location of the new in-filled vertical CMU (7/S302 previous location of stairs), closing the circuit. The dimension on this E/W section is 3'-8" (field verify).*
- Guardrail on Retaining Wall Extension to match/be similar to resulting Guardrail described above.
- Retaining Wall at Truck Dock: Extend Retaining Wall South; point of extension selected to align with the new Addition South Wall as it also corresponds to where the difference in height allows elimination of the guardrail; +/- 12'-8" extension south.
- Civil and Structural revised drawings indicating retaining wall extension, issued with Addendum 02. Architectural Drwgs revised, attached/issued with Addendum 03.

Millwork Counter Locations: Drawings A501, as well as adjustments on A301, A302: Description of revisions identified on previous page 1, associated with this subject heading.

Miscellaneous: In addition to the above Subject headings, a few other miscellaneous items were identified such as:

- On Elevation sheet, clarified locations where dormer being rebuilt, and removed gutter and angled downspout incorrectly shown on right end (west end) of D3/A202.
- Sections C1/A301 doors corrected adjacent to Café, clarified to show relocated mailboxes
- Sections B1/A301 wall section at offices revised to show storefront as shown on plans & A302; wall section between offices and restrooms revised to show intent for acoustical separation.
- B1/A301 roof drain w/ leader deleted as section taken beyond roofdrain.
- C1/A301 roof leader revised to show outfall direction/to truck dock.
- Sections modified to show HVAC ducts/equip to clarify overall intent regarding ceiling clouds serving as utility chase.
- See also attached photo from previous project where similar character constructed utilizing similar ceiling clouds, similar treatment of exposed conduit and elec boxes, and similar 3 color accent at one location in restroom (similar to Men's and Women's Restroom accent wall between vestibules and new ADA stalls.





AKEL LOGAN SHAFER ARCHITECTS AND PLANNERS

704 Rosselle Street / Jacksonville, Florida 32204
Telephone (904) 356-2654 / Fax (904) 356-4010
AAC002135

CONSULTANTS

NOTES SEE LS101-LS104 FOR PHASING

- 1 BASE BID: REMOVE STOREFRONT OR MASONRY FOR NEW STOREFRONT OR CASSED OPENING.
- 2 BID ALT 1: REMOVE STOREFRONT & PORTION OF MASONRY FOR TALLER STOREFRONT; SEE SECTIONS.
- 3 REMOVE EXIST. TOILET PARTITIONS.
- 4 REMOVE PAIR OF DOORS. MODIFY FRAME FOR SINGLE METAL DOOR W/ REMOVABLE MULL.
- 5 REMOVE LOUVER, INFILL WITH MASONRY TO MATCH EXISTING.
- 6 PROVIDE TEMP EXIT. ACCESS DOOR FROM CAFE DURING PH 2A.
- 7 REMOVE QUARRY TILE FLOOR AND BASE..
- 8 AT COMPLETION OF PHASE 1, COORD WITH NEW SIDEWALK: INFILL EXIST TRUCK DOCK STEPS, TOP W/ CONC SLAB WARPED TO ALIGN W/ EXIST & NEW CONC WALK. SEE SECTIONS.
- 9 DEMO FURRING AT DS. RELOCATE DS PIPE BELOW ROOF DRAIN TO V0123; CAP PIPE INTO LAKE EA. END; PATCH FLOOR.
- 10 DEMO ENTRY DORMER & SUPPORTING STRUCTURE TO EXTENT REQUIRED PER STRUCT. DRAWINGS; SEE ROOF PLAN & SECTIONS.

PROJECT

BID NUMBER: BID-SJR-06-2018
RENOVATION WITH ADDITION TO BUILDING V ST. AUGUSTINE CAMPUS

FOR



ST. JOHNS RIVER STATE COLLEGE

04/17/19 ADDENDUM 3

MARK DATE DESCRIPTION

ISSUE: MAR 25, 2019

PROJECT NO: 1809

CAD DWG FILE:

DRAWN BY: ALS

CHECKED BY: MSB

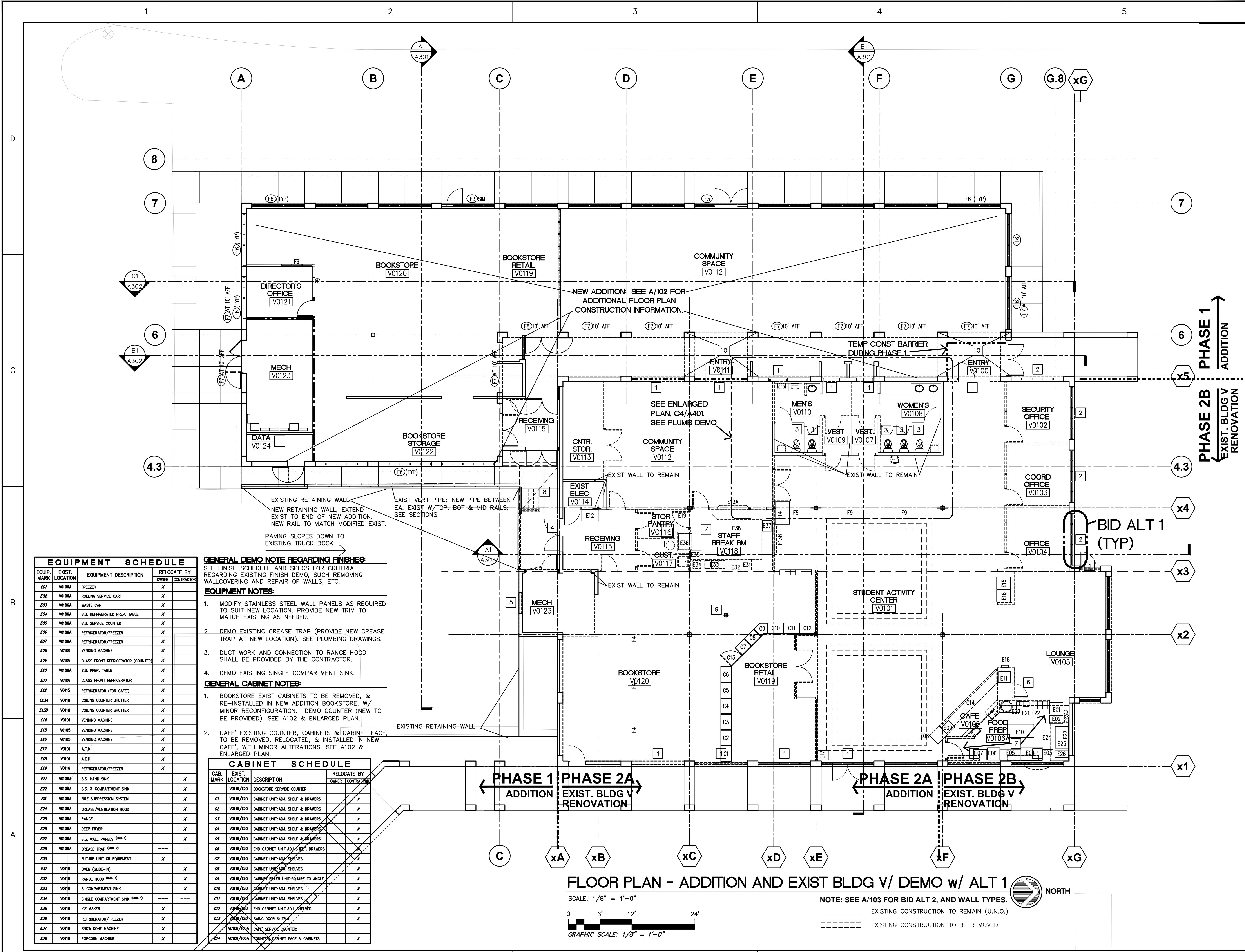
BID DOCUMENTS PHASE

SHEET TITLE

FLOOR PLAN ADDITION AND DEMO

SHEET NUMBER

A101



EQUIPMENT SCHEDULE

EQUIP. MARK	EXIST. LOCATION	EQUIPMENT DESCRIPTION	RELOCATE BY OWNER/CONTRACTOR
E01	V0108A	FREEZER	X
E02	V0108A	ROLLING SERVICE CART	X
E03	V0108A	WASTE CAN	X
E04	V0108A	S.S. REFRIGERATED PREP. TABLE	X
E05	V0108A	S.S. SERVICE COUNTER	X
E06	V0108A	REFRIGERATOR/FREEZER	X
E07	V0108A	REFRIGERATOR/FREEZER	X
E08	V0106	VENDING MACHINE	X
E09	V0106	GLASS FRONT REFRIGERATOR (COUNTER)	X
E10	V0108A	S.S. PREP. TABLE	X
E11	V0106	GLASS FRONT REFRIGERATOR	X
E12	V0115	REFRIGERATOR (FOR CAFE)	X
E13A	V0118	COILING COUNTER SHUTTER	X
E13B	V0118	COILING COUNTER SHUTTER	X
E14	V0101	VENDING MACHINE	X
E15	V0105	VENDING MACHINE	X
E16	V0105	VENDING MACHINE	X
E17	V0101	A.T.M.	X
E18	V0101	A.E.D.	X
E19	V0116	REFRIGERATOR/FREEZER	X
E21	V0108A	S.S. HAND SINK	X
E22	V0108A	S.S. 3-COMPARTMENT SINK	X
E23	V0108A	FIRE SUPPRESSION SYSTEM	X
E24	V0108A	GREASE/VENTILATION HOOD	X
E25	V0108A	RANGE	X
E26	V0108A	DEEP FRYER	X
E27	V0108A	S.S. WALL PANELS (MFR 9)	X
E28	V0108A	GREASE TRAP (MFR 9)	----
E29		FUTURE UNIT OR EQUIPMENT	X
E31	V0116	OVEN (SLIDE-IN)	X
E32	V0118	RANGE HOOD (MFR 9)	X
E33	V0118	3-COMPARTMENT SINK	X
E34	V0118	SINGLE COMPARTMENT SINK (MFR 9)	----
E35	V0118	ICE MAKER	X
E36	V0118	REFRIGERATOR/FREEZER	X
E37	V0118	SNOW CONE MACHINE	X
E38	V0118	POPCORN MACHINE	X

GENERAL DEMO NOTE REGARDING FINISHES:

SEE FINISH SCHEDULE AND SPECS FOR CRITERIA REGARDING EXISTING FINISH DEMO, SUCH AS REMOVING WALLCOVERING AND REPAIR OF WALLS, ETC.

EQUIPMENT NOTES:

- 1. MODIFY STAINLESS STEEL WALL PANELS AS REQUIRED TO SUIT NEW LOCATION. PROVIDE NEW TRIM TO MATCH EXISTING AS NEEDED.
- 2. DEMO EXISTING GREASE TRAP (PROVIDE NEW GREASE TRAP AT NEW LOCATION). SEE PLUMBING DRAWINGS.
- 3. DUCT WORK AND CONNECTION TO RANGE HOOD SHALL BE PROVIDED BY THE CONTRACTOR.
- 4. DEMO EXISTING SINGLE COMPARTMENT SINK.

GENERAL CABINET NOTES:

- 1. BOOKSTORE EXIST CABINETS TO BE REMOVED, & RE-INSTALLED IN NEW ADDITION BOOKSTORE, W/ MINOR RECONFIGURATION. DEMO COUNTER (NEW TO BE PROVIDED). SEE A102 & ENLARGED PLAN.
- 2. CAFE' EXISTING COUNTER, CABINETS & CABINET FACE, TO BE REMOVED, RELOCATED, & INSTALLED IN NEW CAFE', WITH MINOR ALTERATIONS. SEE A102 & ENLARGED PLAN.

CABINET SCHEDULE

CAB. MARK	EXIST. LOCATION	DESCRIPTION	RELOCATE BY OWNER/CONTRACTOR
V0119/720		BOOKSTORE SERVICE COUNTER	
C1	V0119/720	CABINET UNIT: ADJ. SHELF & DRAWERS	X
C2	V0119/720	CABINET UNIT: ADJ. SHELF & DRAWERS	X
C3	V0119/720	CABINET UNIT: ADJ. SHELF & DRAWERS	X
C4	V0119/720	CABINET UNIT: ADJ. SHELF & DRAWERS	X
C5	V0119/720	CABINET UNIT: ADJ. SHELF & DRAWERS	X
C6	V0119/720	END CABINET UNIT: ADJ. SHELF, DRAWERS	X
C7	V0119/720	CABINET UNIT: ADJ. SHELVES	X
C8	V0119/720	CABINET UNIT: ADJ. SHELVES	X
C9	V0119/720	CABINET EXTER. UNIT: SQUARE TO ANGLE	X
C10	V0119/720	CABINET UNIT: ADJ. SHELVES	X
C11	V0119/720	CABINET UNIT: ADJ. SHELVES	X
C12	V0119/720	END CABINET UNIT: ADJ. SHELVES	X
C13	V0119/720	SWING DOOR & TRIM	X
V0109/100A		CAFE' SERVICE COUNTER	
E14	V0106/100A	COUNTER, CABINET FACE & CABINETS	X

FLOOR PLAN - ADDITION AND EXIST BLDG V/ DEMO w/ ALT 1

SCALE: 1/8" = 1'-0"
 GRAPHIC SCALE: 1/8" = 1'-0"
 NOTE: SEE A/103 FOR BID ALT 2, AND WALL TYPES.
 --- EXISTING CONSTRUCTION TO REMAIN (U.N.O.)
 - - - - - EXISTING CONSTRUCTION TO BE REMOVED.





AKEL LOGAN SHAFER
ARCHITECTS AND PLANNERS

704 Rosselle Street / Jacksonville, Florida 32204
Telephone (904) 356-2654 / Fax (904) 356-4010
AAC002135

CONSULTANTS

NOTES SEE LS101-LS104 FOR PHASING

- 1 BASE BID: PROVIDE NEW STOREFRONT W/ KNEEWALL OR FRAMED OPENING PER PLANS.
- 2 BID ALT 1: NEW STOREFRONT W/ MODIFIED KNEEWALL TO 1'-4", REPLACING EXIST STORE FRONT & 3'-4" KNEEWALL; SEE ELEV/SECTS.
- 3 NEW PARTITIONS; PATCH TILE AT DEMO.
- 4 REMOVE PAIR OF DOORS. MODIFY FRAME FOR SINGLE METAL DOOR W/ REMOVABLE MULL.
- 5 AT REMOVED LOUVER, INFILL WITH MASONRY/ EFS TO MATCH EXISTING.
- 6 GYP BD ON MTL STUD FURRING UP TO 10' AFF FOR UTILITY CHASE
- 7 8" ACOUST GYP BD W/ ACOUST BATT INSUL BETWEEN 3 1/2" MTL STUD UP TO 10' AFF FOR SOUND DEADENING (STC 50) BETWEEN TOILET RMS AND OFFICES.
- 8 AT COMPLETION OF PHASE 1, COORD WITH NEW SIDEWALK: INFILL EXIST TRUCK DOCK STEPS, TOP W/ CONC SLAB WARPED TO ALIGN W/ EXIST & NEW CONC WALK. SEE SECTIONS.
- 9 CEILING CLOUD ABOVE; SEE A105 & SECTIONS.
- 10 2 HR. AREA SEPARATION WALL; SEE SECTIONS.

PROJECT

BID NUMBER: BID-SJR-06-2018
**RENOVATION WITH
ADDITION TO BUILDING V
ST. AUGUSTINE CAMPUS**

FOR



**ST. JOHNS RIVER
STATE COLLEGE**

04/17/19 ADDENDUM 3
MARK DATE DESCRIPTION

ISSUE: MAR 25, 2019
PROJECT NO: 1809
CAD DWG FILE:
DRAWN BY: ALS
CHECKED BY: MSB

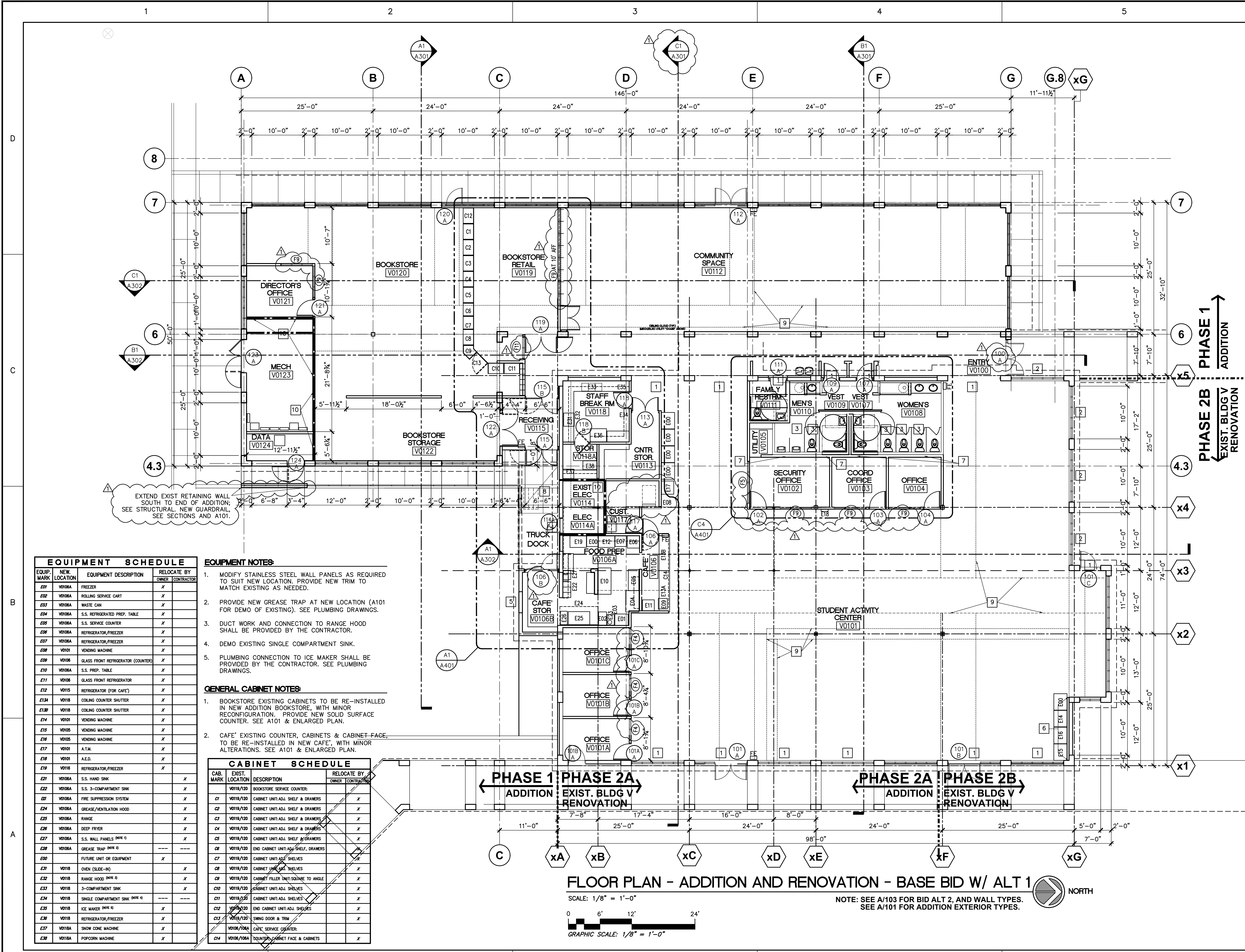
BID DOCUMENTS PHASE

SHEET TITLE

**FLOOR PLAN: ADDITION,
RENO, BASE BID W/ ALT**

SHEET NUMBER

A102



EQUIPMENT SCHEDULE

EQUIP. MARK	NEW LOCATION	EQUIPMENT DESCRIPTION	RELOCATE BY OWNER	CONTRACTOR
E01	V0106A	FREEZER	X	
E02	V0106A	ROLLING SERVICE CART	X	
E03	V0106A	WASTE CAN	X	
E04	V0106A	S.S. REFRIGERATED PREP. TABLE	X	
E05	V0106A	S.S. SERVICE COUNTER	X	
E06	V0106A	REFRIGERATOR/FREEZER	X	
E07	V0106A	REFRIGERATOR/FREEZER	X	
E08	V0101	VENDING MACHINE	X	
E09	V0106	GLASS FRONT REFRIGERATOR (COUNTER)	X	
E10	V0106A	S.S. PREP. TABLE	X	
E11	V0106	GLASS FRONT REFRIGERATOR	X	
E12	V0115	REFRIGERATOR (FOR CAFE)	X	
E13A	V0118	COILING COUNTER SHUTTER	X	
E13B	V0118	COILING COUNTER SHUTTER	X	
E14	V0101	VENDING MACHINE	X	
E15	V0105	VENDING MACHINE	X	
E16	V0105	VENDING MACHINE	X	
E17	V0101	A.T.M.	X	
E18	V0101	A.E.D.	X	
E19	V0116	REFRIGERATOR/FREEZER	X	
E21	V0106A	S.S. HAND SINK	X	
E22	V0106A	S.S. 3-COMPARTMENT SINK	X	
E23	V0106A	FIRE SUPPRESSION SYSTEM	X	
E24	V0106A	GREASE/VENTILATION HOOD	X	
E25	V0106A	RANGE	X	
E26	V0106A	DEEP FRYER	X	
E27	V0106A	S.S. WALL PANELS (MTR #)	X	
E28	V0106A	GREASE TRAP (MTR #)	----	
E00		FUTURE UNIT OR EQUIPMENT	X	
E31	V0118	OVEN (SLIDE-IN)	X	
E32	V0118	RANGE HOOD (MTR #)	X	
E33	V0118	3-COMPARTMENT SINK	X	
E34	V0118	SINGLE COMPARTMENT SINK (MTR #)	----	
E35	V0118	ICE MAKER (MTR #)	X	
E36	V0118	REFRIGERATOR/FREEZER	X	
E37	V0118A	SNOW CONE MACHINE	X	
E38	V0118A	POPCORN MACHINE	X	

EQUIPMENT NOTES:

1. MODIFY STAINLESS STEEL WALL PANELS AS REQUIRED TO SUIT NEW LOCATION. PROVIDE NEW TRIM TO MATCH EXISTING AS NEEDED.
2. PROVIDE NEW GREASE TRAP AT NEW LOCATION (A101 FOR DEMO OF EXISTING). SEE PLUMBING DRAWINGS.
3. DUCT WORK AND CONNECTION TO RANGE HOOD SHALL BE PROVIDED BY THE CONTRACTOR.
4. DEMO EXISTING SINGLE COMPARTMENT SINK.
5. PLUMBING CONNECTION TO ICE MAKER SHALL BE PROVIDED BY THE CONTRACTOR. SEE PLUMBING DRAWINGS.

GENERAL CABINET NOTES:

1. BOOKSTORE EXISTING CABINETS TO BE RE-INSTALLED IN NEW ADDITION BOOKSTORE. WITH MINOR RECONFIGURATION. PROVIDE NEW SOLID SURFACE COUNTER. SEE A101 & ENLARGED PLAN.
2. CAFE' EXISTING COUNTER, CABINETS & CABINET FACE, TO BE RE-INSTALLED IN NEW CAFE', WITH MINOR ALTERATIONS. SEE A101 & ENLARGED PLAN.

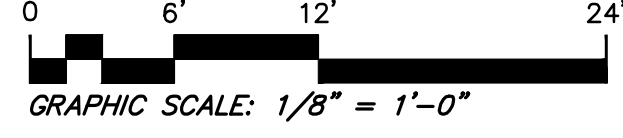
CABINET SCHEDULE

CAB. MARK	EXIST. LOCATION	DESCRIPTION	RELOCATE BY OWNER	CONTRACTOR
	V0119/220	BOOKSTORE SERVICE COUNTERS		
C1	V0119/220	CABINET UNIT: ADJ. SHELF & DRAWERS	X	
C2	V0119/220	CABINET UNIT: ADJ. SHELF & DRAWERS	X	
C3	V0119/220	CABINET UNIT: ADJ. SHELF & DRAWERS	X	
C4	V0119/220	CABINET UNIT: ADJ. SHELF & DRAWERS	X	
C5	V0119/220	CABINET UNIT: ADJ. SHELF & DRAWERS	X	
C6	V0119/220	END CABINET UNIT: ADJ. SHELF, DRAWERS	X	
C7	V0119/220	CABINET UNIT: ADJ. SHELVES	X	
C8	V0119/220	CABINET UNIT: ADJ. SHELVES	X	
C9	V0119/220	CABINET FILLER UNIT: SQUARE TO ANGLE	X	
C10	V0119/220	CABINET UNIT: ADJ. SHELVES	X	
C11	V0119/220	CABINET UNIT: ADJ. SHELVES	X	
C12	V0119/220	END CABINET UNIT: ADJ. SHELVES	X	
C13	V0119/220	SWING DOOR & TRIM	X	
	V0106/106A	CAFE' SERVICE COUNTER		
C14	V0106/106A	COUNTER, CABINET FACE & CABINETS	X	

PHASE 1 ADDITION **PHASE 2A ADDITION** **PHASE 2A ADDITION** **PHASE 2B EXIST. BLDG V RENOVATION**

FLOOR PLAN - ADDITION AND RENOVATION - BASE BID W/ ALT 1

SCALE: 1/8" = 1'-0"
NOTE: SEE A/103 FOR BID ALT 2, AND WALL TYPES. SEE A/101 FOR ADDITION EXTERIOR TYPES.





AKEL LOGAN SHAFER
ARCHITECTS AND PLANNERS

704 Rosselle Street / Jacksonville, Florida 32204
Telephone (904) 356-2654 / Fax (904) 356-4010
AAC002135

CONSULTANTS

NOTES (APPLY TO THIS SHEET ONLY)

- 1 BASE BID: REMOVE STOREFRONT OR CMU FOR NEW STOREFRONT OR CASSED OPENING.
- 2 BID ALTERNATE 1: REMOVE STOREFRONT SYSTEM AND PORTION OF MASONRY WHERE APPLICABLE.
- 3 REMOVE EXISTING STAIR FUNCTION BY IN-FILLING; SEE SECTIONS & STRUCTURAL.
- 4 REMOVE PAIR OF DOORS. MODIFY FRAME FOR TWO SINGLE METAL DOORS.
- 5 REMOVE LOUVER. INFILL WITH MASONRY TO MATCH EXISTING.
- 6 REMOVE ENTRY TO THE EXTENT REQ'D TO REBUILD PER STRUCTURAL; IN NO CASE REMOVE EXISTING ROOFING TILE BEYOND VALLEY. SEE SECTIONS.
- 7 ALL WORK AT BASE BID AND BID ALTERNATE STOREFRONT REPLACEMENT REQUIRES REPAIR OF EXISTING EFS/TO MATCH EXISTING, TRIMMED PAINTED.
- 8 NO WORK AT EXIST. TILE ROOF, EXCEPT TO MINIMAL DEGREE INDICATED IN NOTE 3, ON PLAN, ON SECTIONS, & ON STRUCT DRWGS.
- 9 EXISTING GUTTER TO REMAIN.

PROJECT

BID NUMBER: BID-SJR-06-2018
**RENOVATION WITH
ADDITION TO BUILDING V
ST. AUGUSTINE CAMPUS**

FOR



**ST. JOHNS RIVER
STATE COLLEGE**

MARK	DATE	DESCRIPTION
▲	04/17/19	ADDENDUM 3

ISSUE:	MAR 25, 2019
PROJECT NO:	1809
CAD DWG FILE:	
DRAWN BY:	ALS
CHECKED BY:	MSB

BID DOCUMENTS PHASE

SHEET TITLE

**DEMO AND NEW WORK AT
EXTERIOR ELEVATIONS
EXISTING BUILDING**

SHEET NUMBER

A201

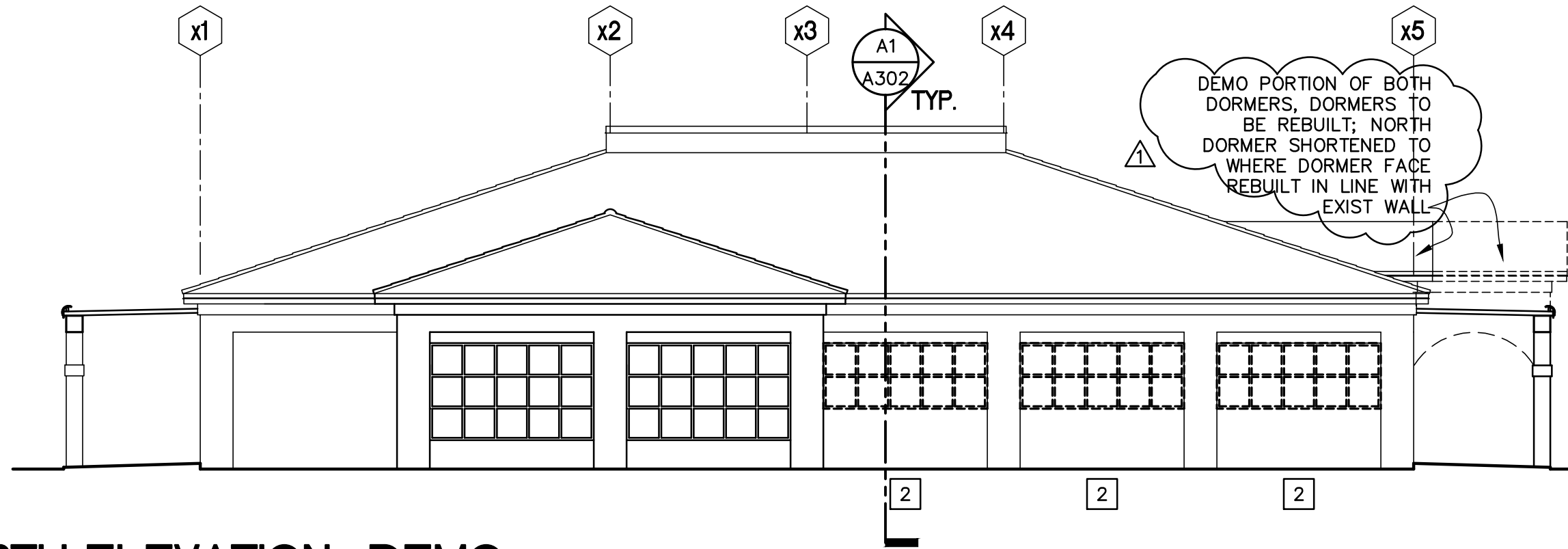
1

2

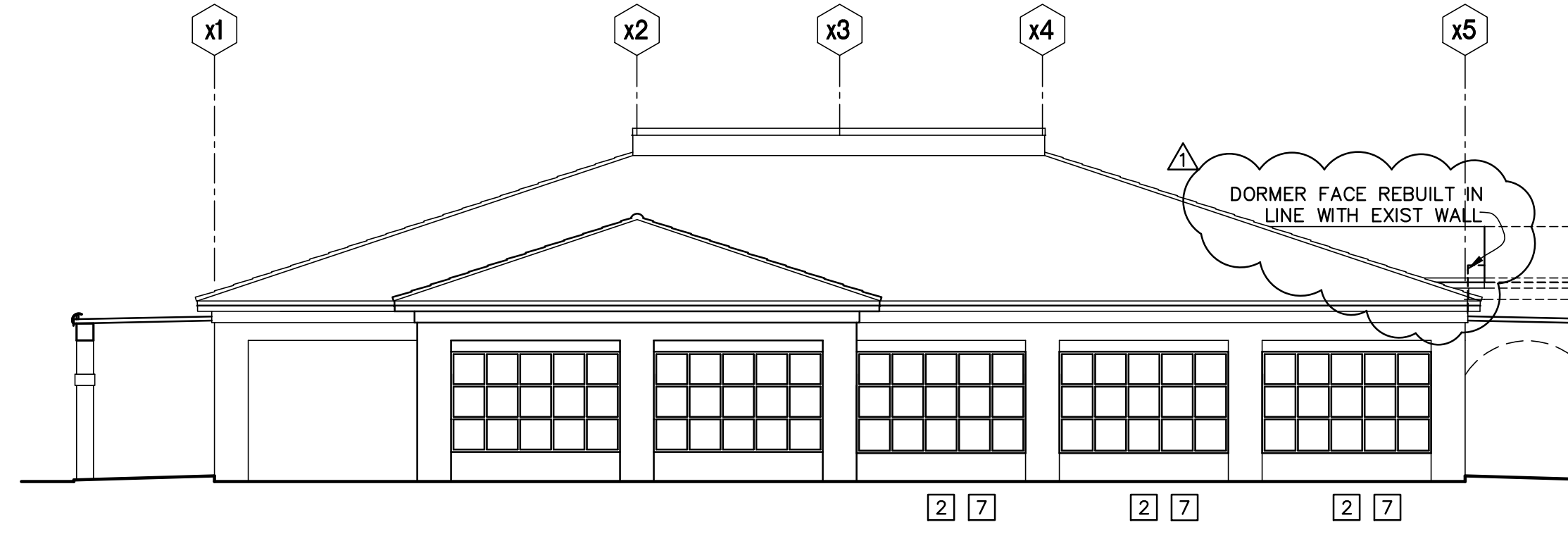
3

4

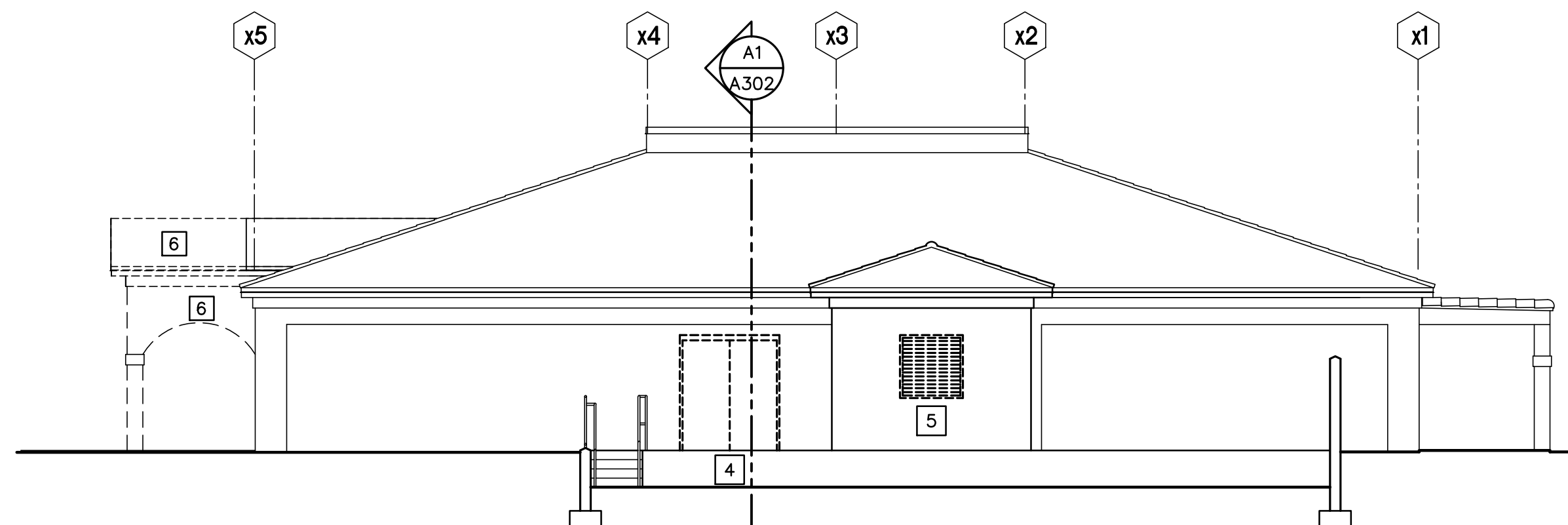
5



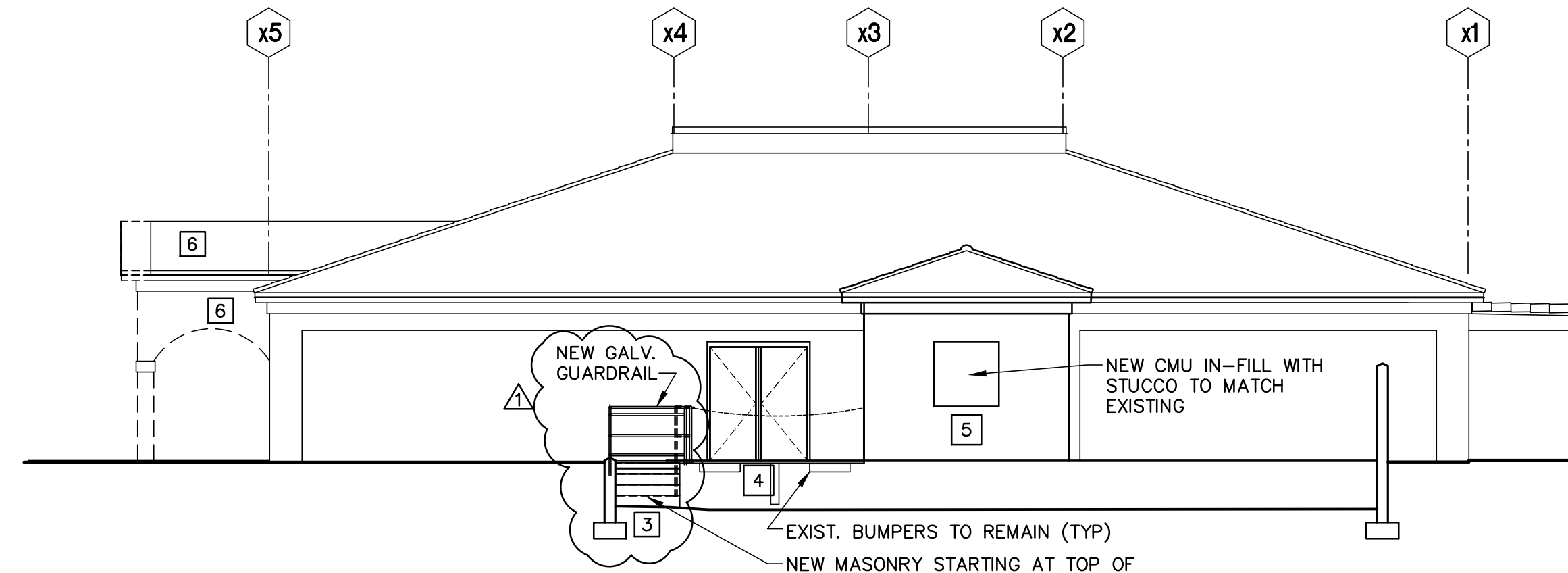
D3 NORTH ELEVATION: DEMO
SCALE: 1/8" = 1'-0"



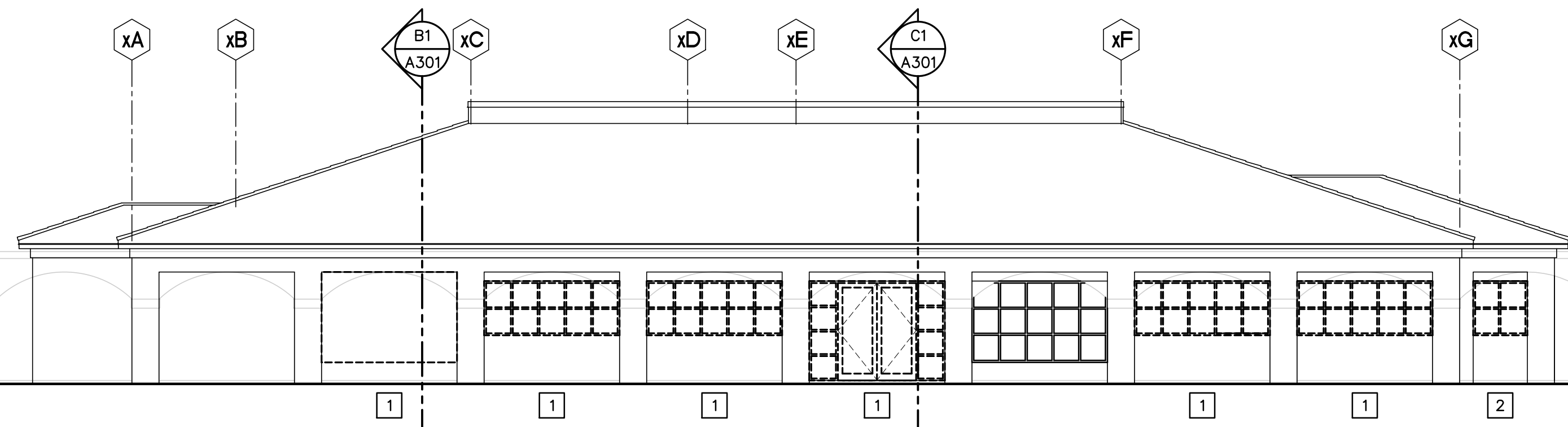
D3 NORTH ELEVATION: NEW WORK
SCALE: 1/8" = 1'-0"



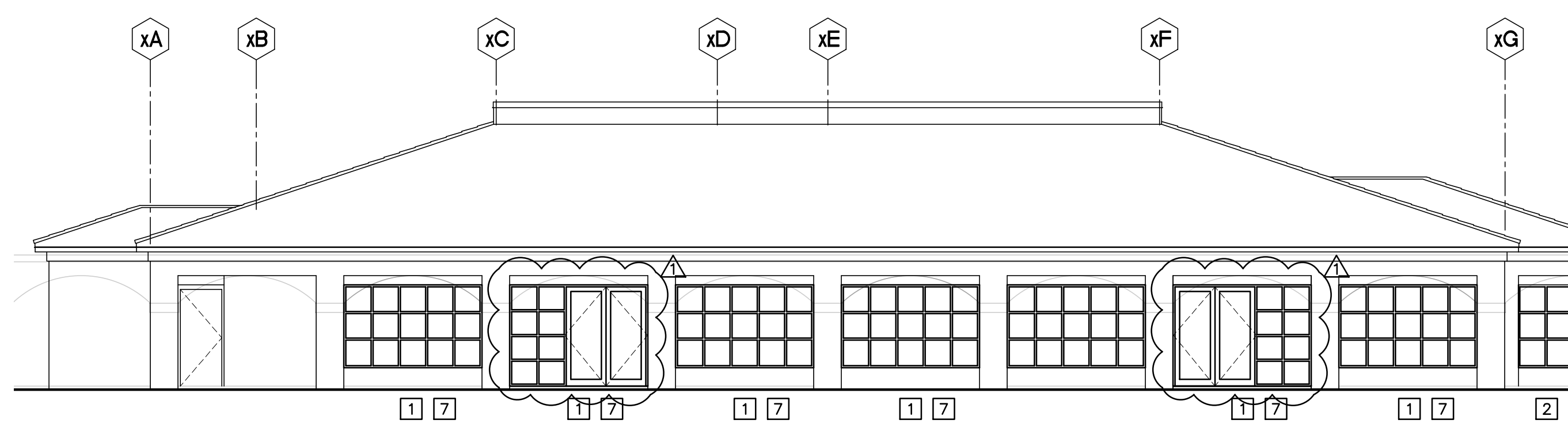
C3 SOUTH ELEVATION: DEMO
SCALE: 1/8" = 1'-0"



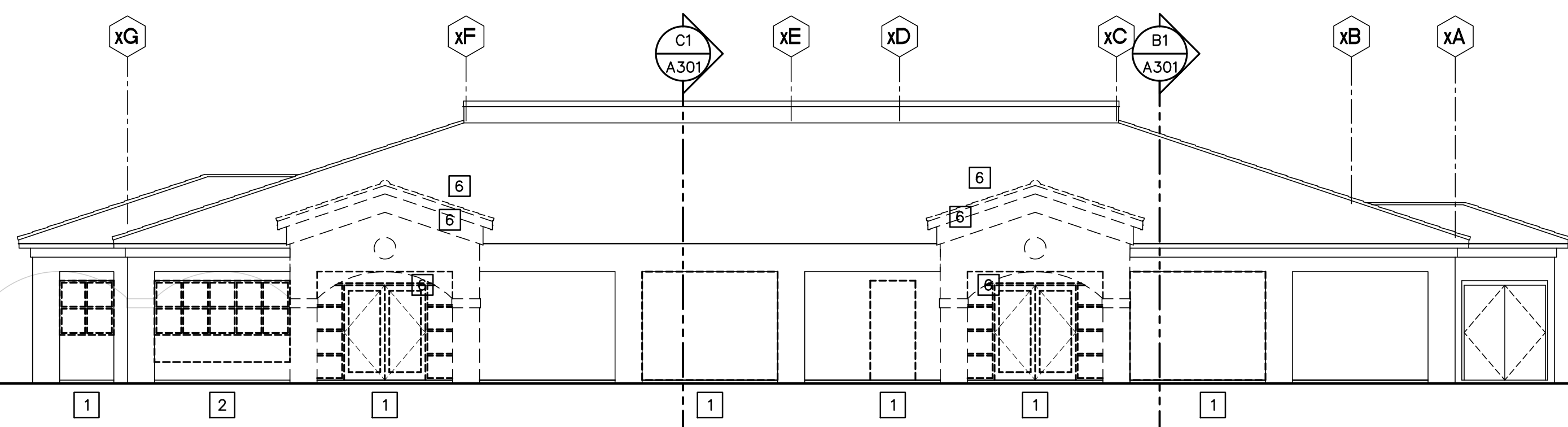
C3 SOUTH ELEVATION: NEW WORK
SCALE: 1/8" = 1'-0"



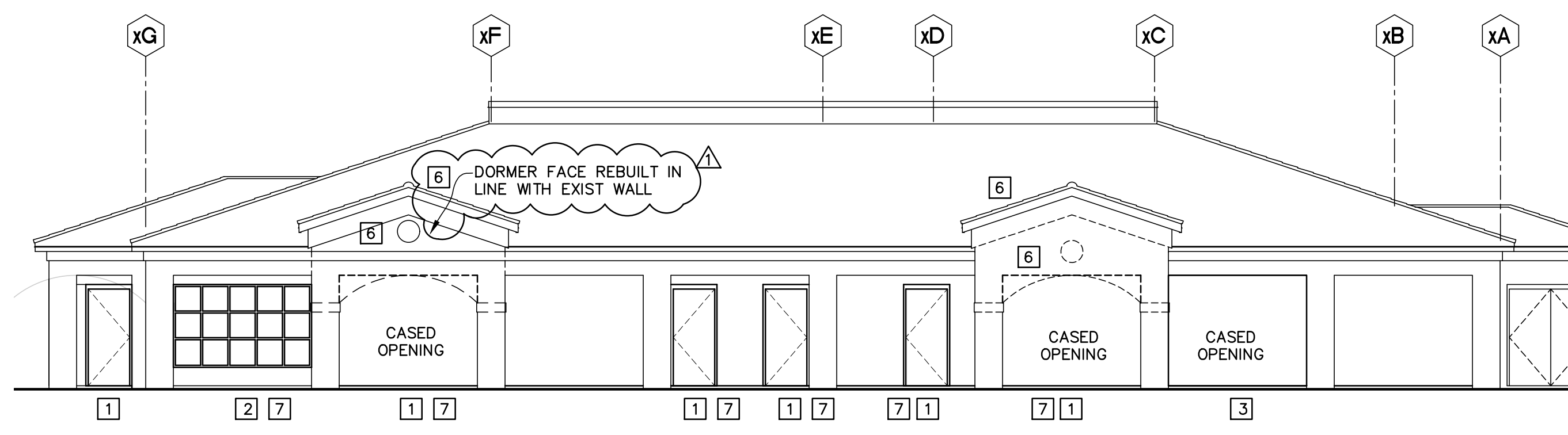
B3 EAST ELEVATION: DEMO
SCALE: 1/8" = 1'-0"



B3 EAST ELEVATION: NEW WORK
SCALE: 1/8" = 1'-0"



A3 WEST ELEVATION: DEMO
SCALE: 1/8" = 1'-0"



A3 WEST ELEVATION: NEW WORK
SCALE: 1/8" = 1'-0"

1

2

3

4

5



AKEL LOGAN SHAFER
ARCHITECTS AND PLANNERS

704 Rosselle Street / Jacksonville, Florida 32204
Telephone (904) 356-2654 / Fax (904) 356-4010
AAC002135

CONSULTANTS

NOTES (APPLY TO THIS SHEET ONLY)

- 1 CONCRETE TILE ROOF SYSTEM MATCHING RECENTLY COMPLETED ADJACENT LIBRARY.
- 2 BID ALT 1: NEW STOREFRONT W/ MOD. KNEEWALL TO 1'-4", REPLACING EXIST. STOREFRONT & 3'-4" KNEEWALL.
- 3 BID ALTERNATE 2: ARCHED WALKWAY COVER MATCHING EXISTING IN CHARACTER, ALTHOUGH WITH MODIFIED BITUMEN ROOM SYSTEM. NOTE: REQUIRES CUTTING BACK BASE BID ROOF TO JUST BEYOND FASCIA, SEE C5/A301.
- 4 REMOVE PAIR OF DOORS. MODIFY FRAME FOR SINGLE METAL DOOR W/ REMOVEABLE MULLION.
- 5 REMOVE LOUVER. INFILL WITH MASONRY TO MATCH EXISTING.
- 6 REMOVE ENTRY TO THE EXTENT REQ'D TO REBUILD PER STRUCTURALS. IN NO CASE REMOVE EXISTING ROOFING TILE BEYOND VALLEY. SEE SECTIONS & ROOF PLAN.
- 7 NO WORK AT EXIST. TILE ROOF, EXCEPT TO MINIMAL DEGREE INDICATED IN NOTE 3, ON PLAN, ON SECTIONS, & ON STRUCT DRWS.
- 8 EXISTING GUTTER TO REMAIN; SEE ROOF PLAN.
- 9 CAST MEDALLION EQUAL TO PINEAPPLE GROVE DESIGNS.

PROJECT

BID NUMBER: BID-SJR-06-2018
**RENOVATION WITH
ADDITION TO BUILDING V
ST. AUGUSTINE CAMPUS**

FOR



**ST. JOHNS RIVER
STATE COLLEGE**

MARK	DATE	DESCRIPTION
▲	04/17/19	ADDENDUM 3

ISSUE: MAR 25, 2019

PROJECT NO: 1809

CAD DWG FILE:

DRAWN BY: ALS

CHECKED BY: MSB

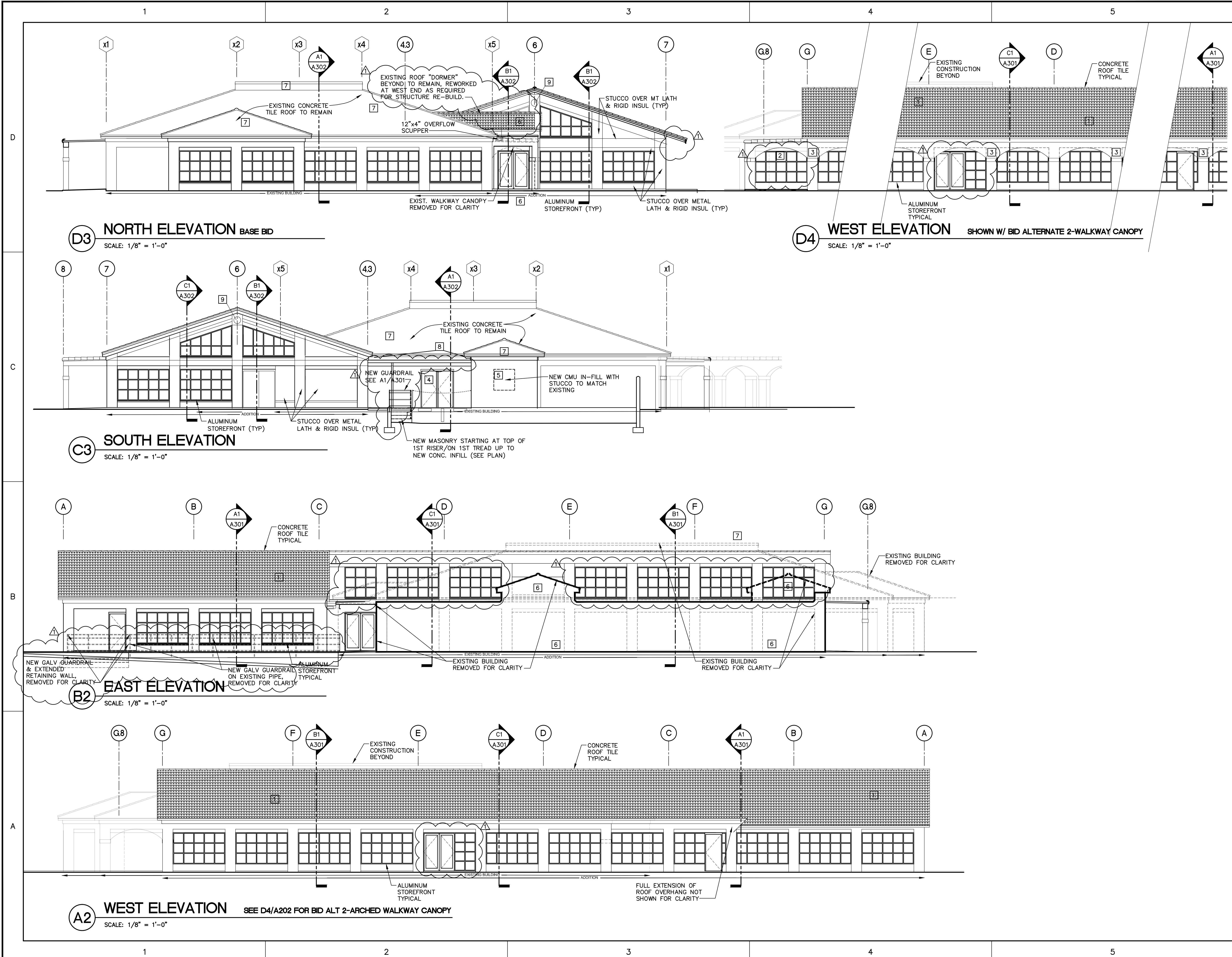
BID DOCUMENTS PHASE

SHEET TITLE

**EXTERIOR ELEVATIONS
NEW ADDITION
WITH ALTERNATE**

SHEET NUMBER

A202



D3 NORTH ELEVATION BASE BID
SCALE: 1/8" = 1'-0"

D4 WEST ELEVATION SHOWN W/ BID ALTERNATE 2-WALKWAY CANOPY
SCALE: 1/8" = 1'-0"

C3 SOUTH ELEVATION
SCALE: 1/8" = 1'-0"

B2 EAST ELEVATION
SCALE: 1/8" = 1'-0"

A2 WEST ELEVATION SEE D4/A202 FOR BID ALT 2-ARCHED WALKWAY CANOPY
SCALE: 1/8" = 1'-0"



AKEL LOGAN SHAFER
ARCHITECTS AND PLANNERS

704 Rosselle Street / Jacksonville, Florida 32204
Telephone (904) 356-2654 / Fax (904) 356-4010
AAC002135

CONSULTANTS

NOTES

- 1 BASE BID: REMOVE STOREFRONT OR CMU FOR NEW STOREFRONT OR CASSED OPENING.
- 2 BID ALTERNATE 1: REMOVE STOREFRONT SYSTEM AND PORTION OF MASONRY WHERE APPLICABLE.
- 3 REMOVE EXISTING STAIR FUNCTION BY IN-FILLING; SEE A1/A302 & STRUCTURAL.
- 4 REMOVE PAIR OF DOORS. MODIFY FRAME FOR TWO SINGLE METAL DOORS.
- 5 REMOVE LOUVER. INFILL WITH MASONRY TO MATCH EXISTING.
- 6 REMOVE ENTRY TO THE EXTENT REQ'D TO REBUILD PER STRUCTURAL; IN NO CASE REMOVE EXISTING ROOFING TILE BEYOND VALLEY. SEE SECTIONS.
- 7 ALL WORK AT BASE BID AND BID ALTERNATE STOREFRONT REPLACEMENT REQUIRES REPAIR OF EXISTING EFS/TO MATCH EXISTING, TRIMMED PAINTED.
- 8 NO WORK AT EXIST. TILE ROOF, EXCEPT TO MINIMAL DEGREE INDICATED IN NOTE 3, ON PLAN, ON SECTIONS, & ON STRUCT DRWGS.
- 9 EXISTING GUTTER TO REMAIN.

PROJECT

BID NUMBER: BID-SJR-06-2018
**RENOVATION WITH
ADDITION TO BUILDING V
ST. AUGUSTINE CAMPUS**

FOR



**ST. JOHNS RIVER
STATE COLLEGE**

MARK	DATE	DESCRIPTION
▲	04/17/19	ADDENDUM 3

ISSUE:	MAR 25, 2019
PROJECT NO:	1809
CAD DWG FILE:	
DRAWN BY:	ALS
CHECKED BY:	MSB

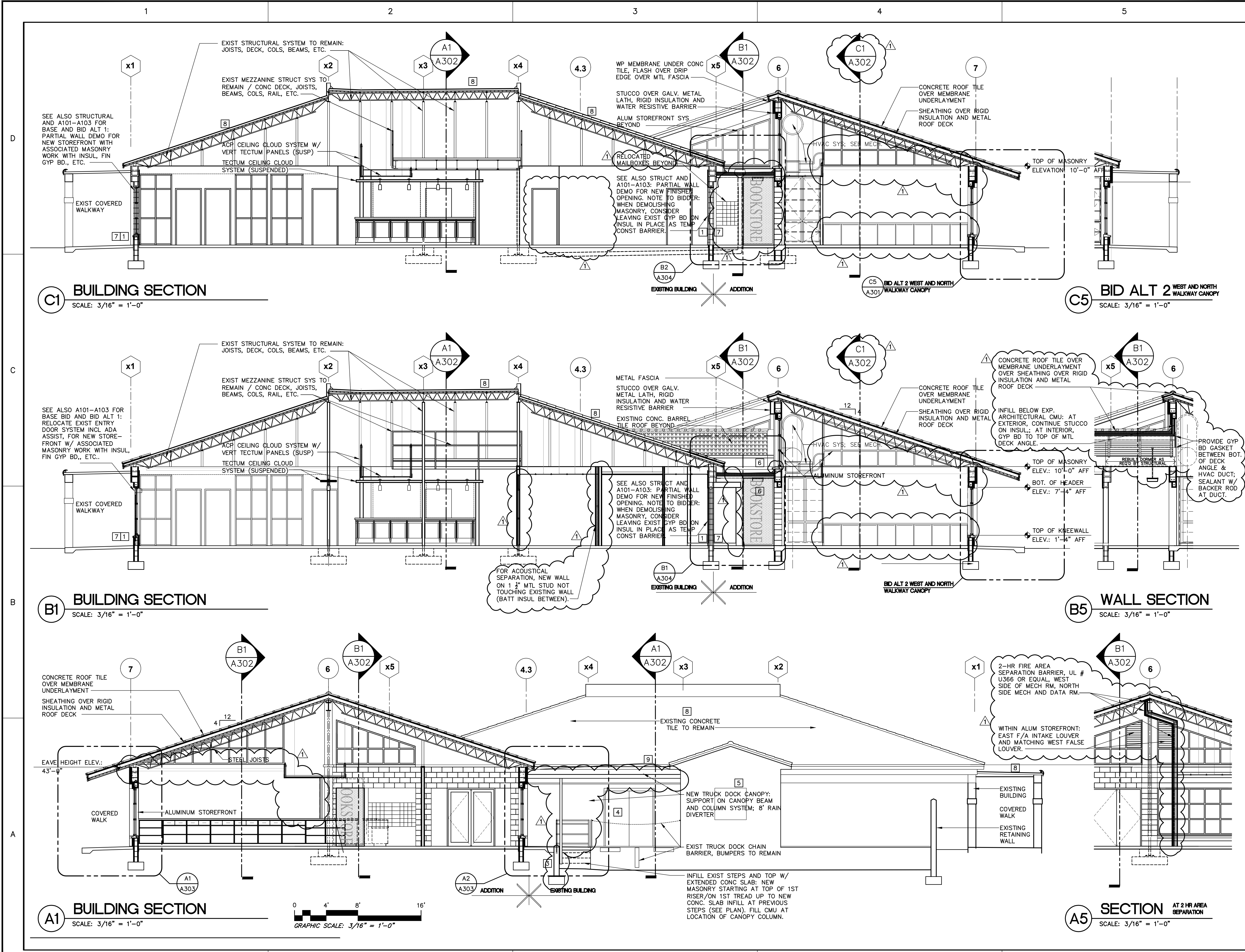
BID DOCUMENTS PHASE

SHEET TITLE

BUILDING SECTIONS

SHEET NUMBER

A301



C1 BUILDING SECTION
SCALE: 3/16" = 1'-0"

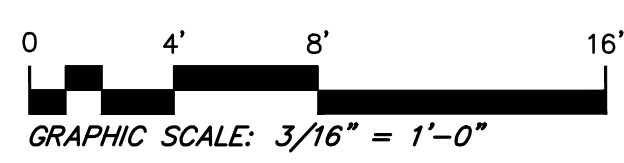
B1 BUILDING SECTION
SCALE: 3/16" = 1'-0"

A1 BUILDING SECTION
SCALE: 3/16" = 1'-0"

C5 BID ALT 2 WEST AND NORTH WALKWAY CANOPY
SCALE: 3/16" = 1'-0"

B5 WALL SECTION
SCALE: 3/16" = 1'-0"

A5 SECTION AT 2 HR AREA SEPARATION
SCALE: 3/16" = 1'-0"





AKEL LOGAN SHAFER
ARCHITECTS AND PLANNERS

704 Rosselle Street / Jacksonville, Florida 32204
Telephone (904) 356-2654 / Fax (904) 356-4010
AAC002135

CONSULTANTS

NOTES (APPLY TO ALL SECTIONS)

- 1 BASE BID: REMOVE STOREFRONT OR CMU FOR NEW STOREFRONT OR CASSED OPENING.
- 2 BID ALTERNATE 1: REMOVE STOREFRONT SYSTEM AND PORTION OF MASONRY WHERE APPLICABLE.
- 3 REMOVE EXISTING STAIR FUNCTION BY IN-FILLING; SEE A1/A302 & STRUCTURAL.
- 4 REMOVE PAIR OF DOORS. MODIFY FRAME FOR TWO SINGLE METAL DOORS.
- 5 REMOVE LOUVER. INFILL WITH MASONRY TO MATCH EXISTING.
- 6 REMOVE ENTRY TO THE EXTENT REQ'D TO REBUILD PER STRUCTURAL; IN NO CASE REMOVE EXISTING ROOFING TILE BEYOND VALLEY. SEE SECTIONS.
- 7 ALL WORK AT BASE BID AND BID ALTERNATE STOREFRONT REPLACEMENT REQUIRES REPAIR OF EXISTING EFS/TO MATCH EXISTING, TRIMMED PAINTED.
- 8 NO WORK AT EXIST. TILE ROOF, EXCEPT TO MINIMAL DEGREE INDICATED IN NOTE 3, ON PLAN, ON SECTIONS, & ON STRUCT DRWGS.
- 9 EXISTING GUTTER TO REMAIN.

PROJECT

BID NUMBER: BID-SJR-06-2018
**RENOVATION WITH
ADDITION TO BUILDING V
ST. AUGUSTINE CAMPUS**

FOR



**ST. JOHNS RIVER
STATE COLLEGE**

04/17/19 ADDENDUM 3
MARK DATE DESCRIPTION

ISSUE: MAR 25, 2019
PROJECT NO: 1809
CAD DWG FILE:
DRAWN BY: ALS
CHECKED BY: MSB

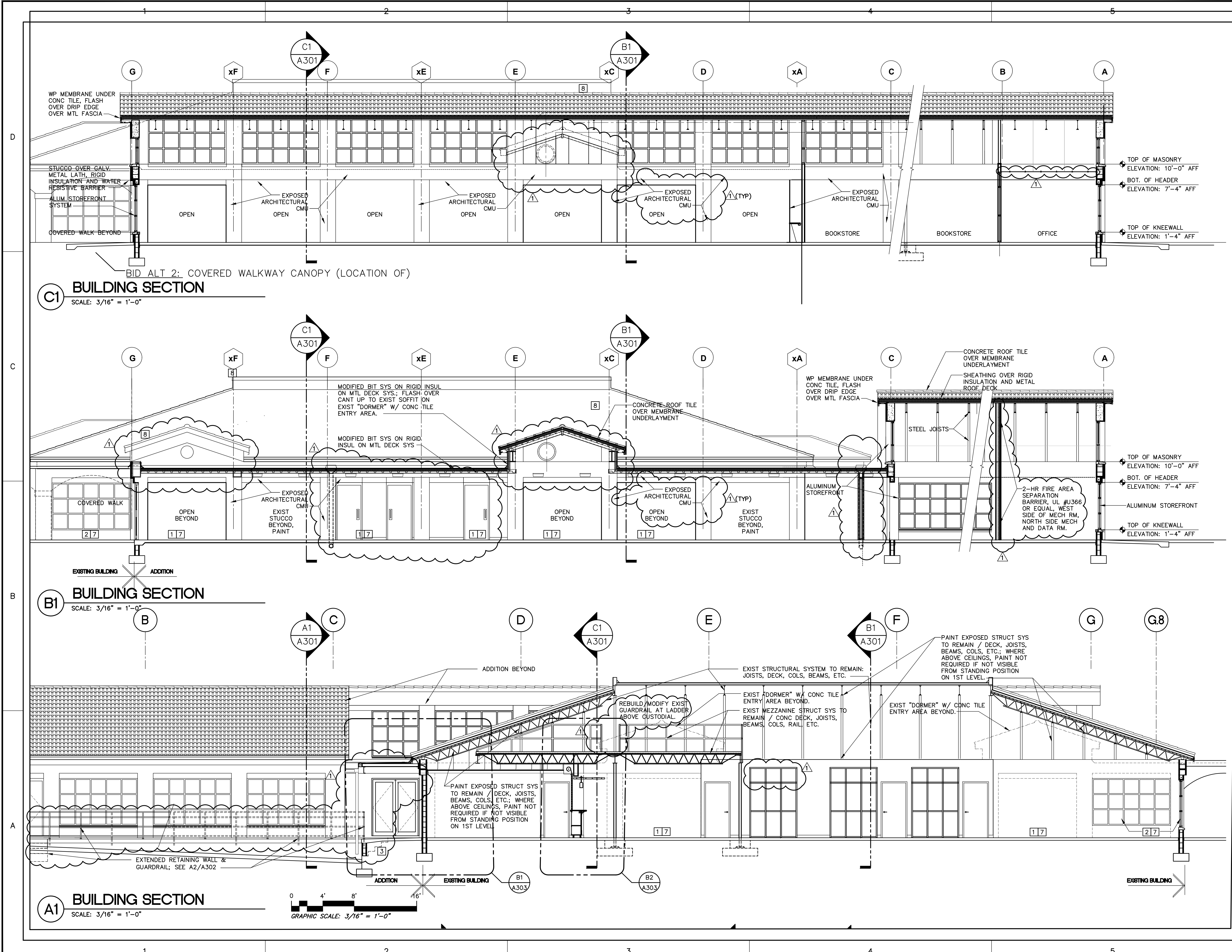
BID DOCUMENTS PHASE

SHEET TITLE

BUILDING SECTIONS

SHEET NUMBER

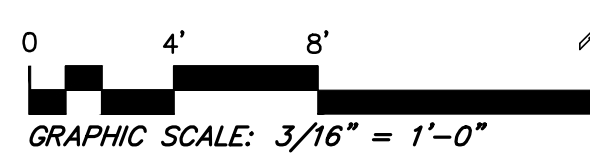
A302



C1 BUILDING SECTION
SCALE: 3/16" = 1'-0"

B1 BUILDING SECTION
SCALE: 3/16" = 1'-0"

A1 BUILDING SECTION
SCALE: 3/16" = 1'-0"





AKEL LOGAN SHAFER
ARCHITECTS AND PLANNERS

704 Rosselle Street / Jacksonville, Florida 32204
Telephone (904) 356-2654 / Fax (904) 356-4010
AAC002135

CONSULTANTS

NOTES (APPLY TO ALL SECTIONS)

- 1 BASE BID: REMOVE STOREFRONT OR CMU FOR NEW STOREFRONT OR CASSED OPENING.
- 2 BID ALTERNATE 1: REMOVE STOREFRONT SYSTEM AND PORTION OF MASONRY WHERE APPLICABLE.
- 3 REMOVE EXISTING STAIR FUNCTION BY IN-FILLING; SEE A1/A302 & STRUCTURAL.
- 4 REMOVE PAIR OF DOORS. MODIFY FRAME FOR TWO SINGLE METAL DOORS.
- 5 REMOVE EXISTING STAIR FUNCTION BY IN-FILLING; SEE A1/A302 & STRUCTURAL.
- 6 REMOVE ENTRY TO THE EXTENT REQ'D TO REBUILD PER STRUCTURAL; IN NO CASE REMOVE EXISTING ROOFING TILE BEYOND VALLEY. SEE SECTIONS.
- 7 ALL WORK AT BASE BID AND BID ALTERNATE STOREFRONT REPLACEMENT REQUIRES REPAIR OF EXISTING EFS/TO MATCH EXISTING, TRIMMED & PAINTED.
- 8 NO WORK AT EXIST. TILE ROOF, EXCEPT TO MINIMAL DEGREE INDICATED IN NOTE 3, ON PLAN, ON SECTIONS, & ON STRUCT DRWGS.
- 9 EXISTING GUTTER TO REMAIN.

PROJECT

BID NUMBER: BID-SJR-06-2018
**RENOVATION WITH
ADDITION TO BUILDING V
ST. AUGUSTINE CAMPUS**

FOR



**ST. JOHNS RIVER
STATE COLLEGE**

MARK	DATE	DESCRIPTION
▲	04/17/19	ADDENDUM 3

ISSUE:	MAR 25, 2019
PROJECT NO:	1809
CAD DWG FILE:	
DRAWN BY:	ALS
CHECKED BY:	MSB

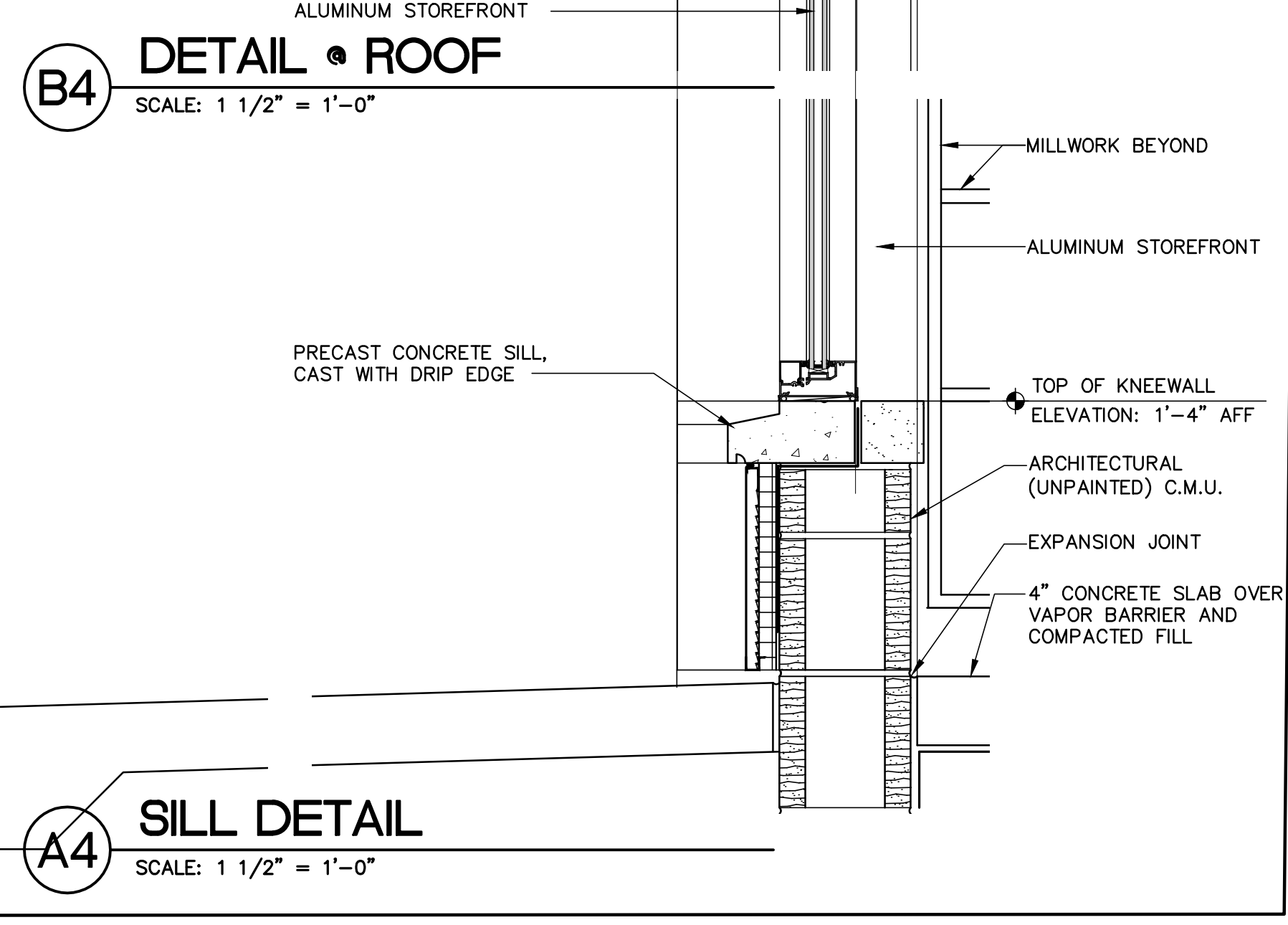
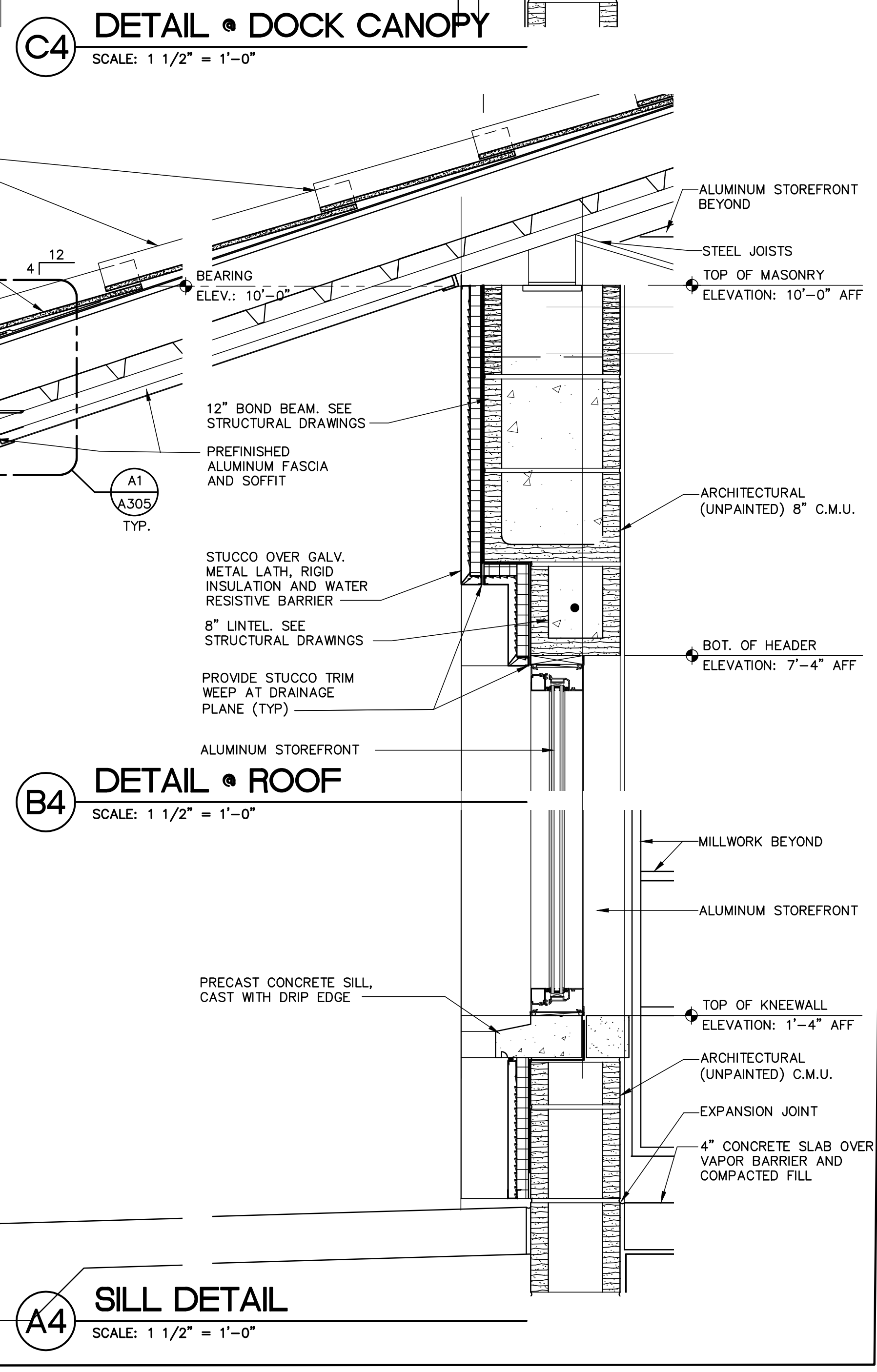
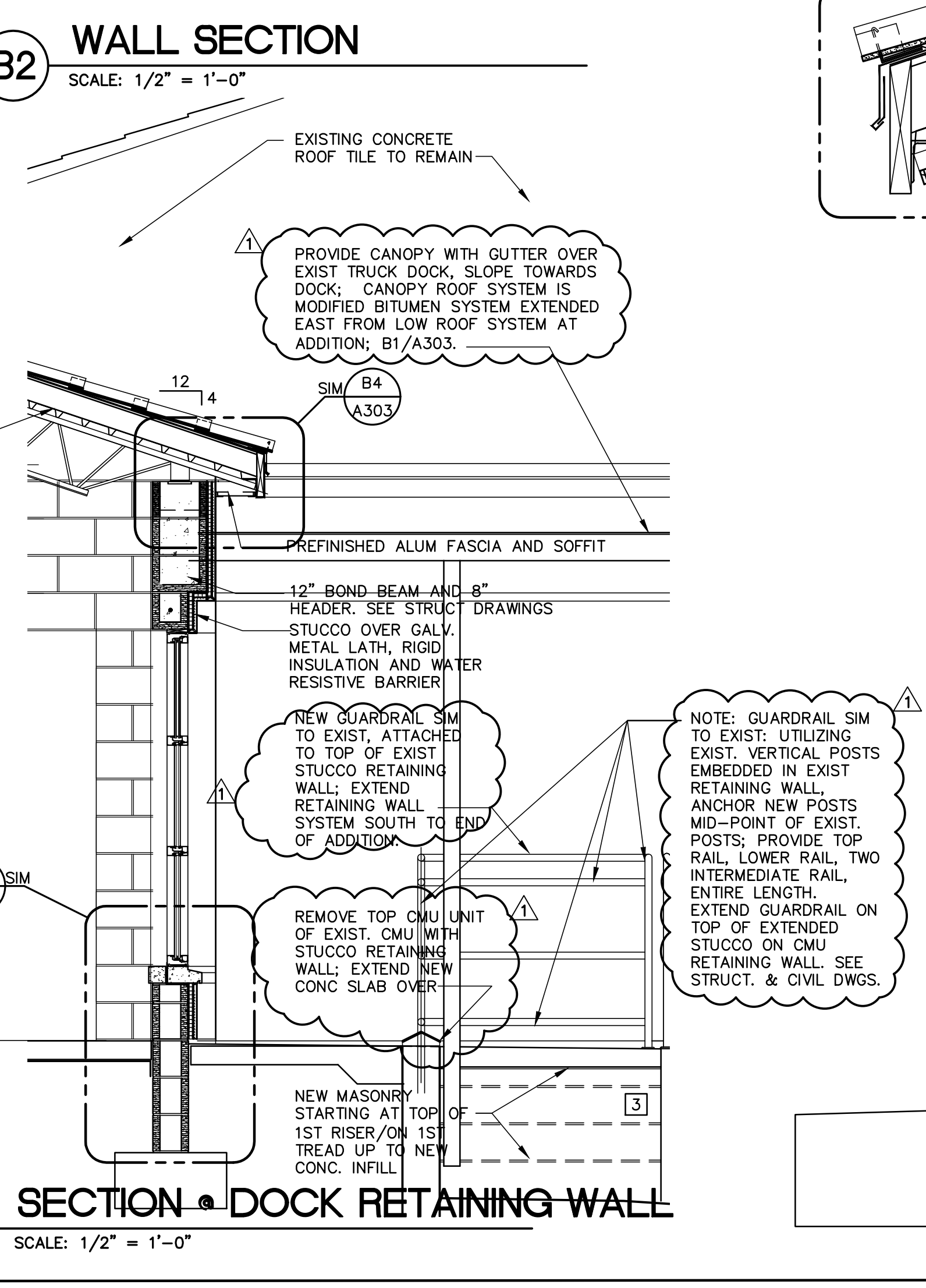
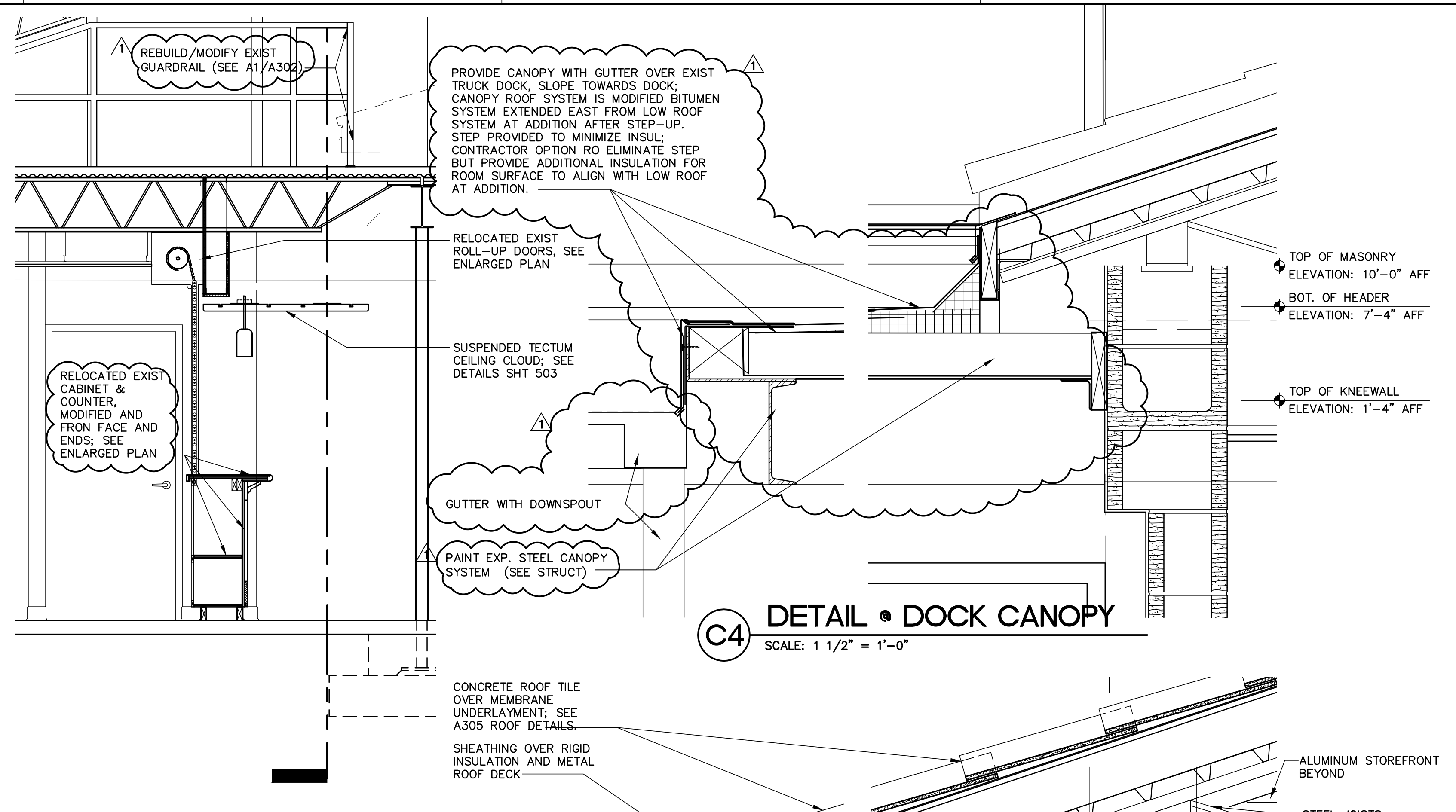
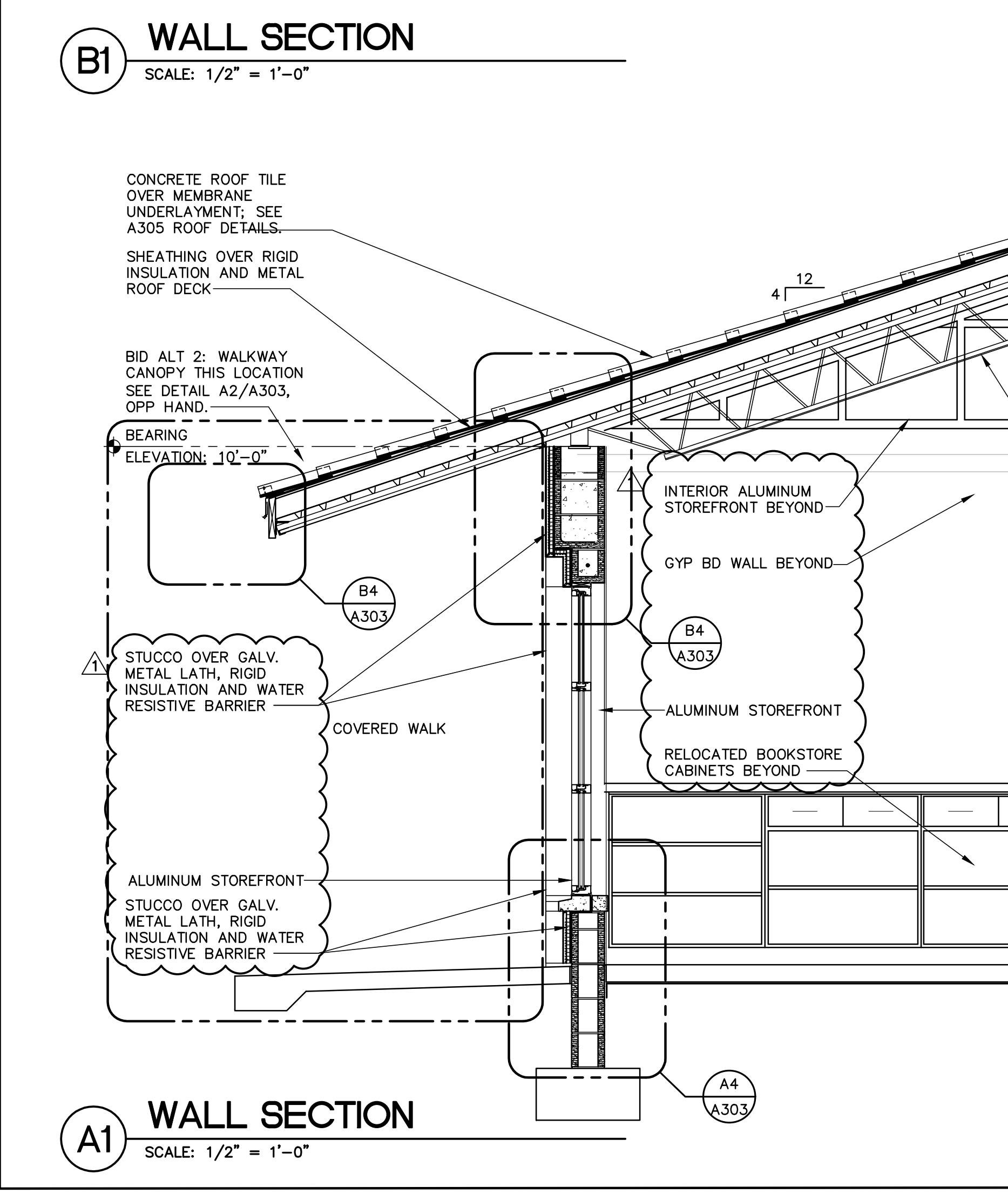
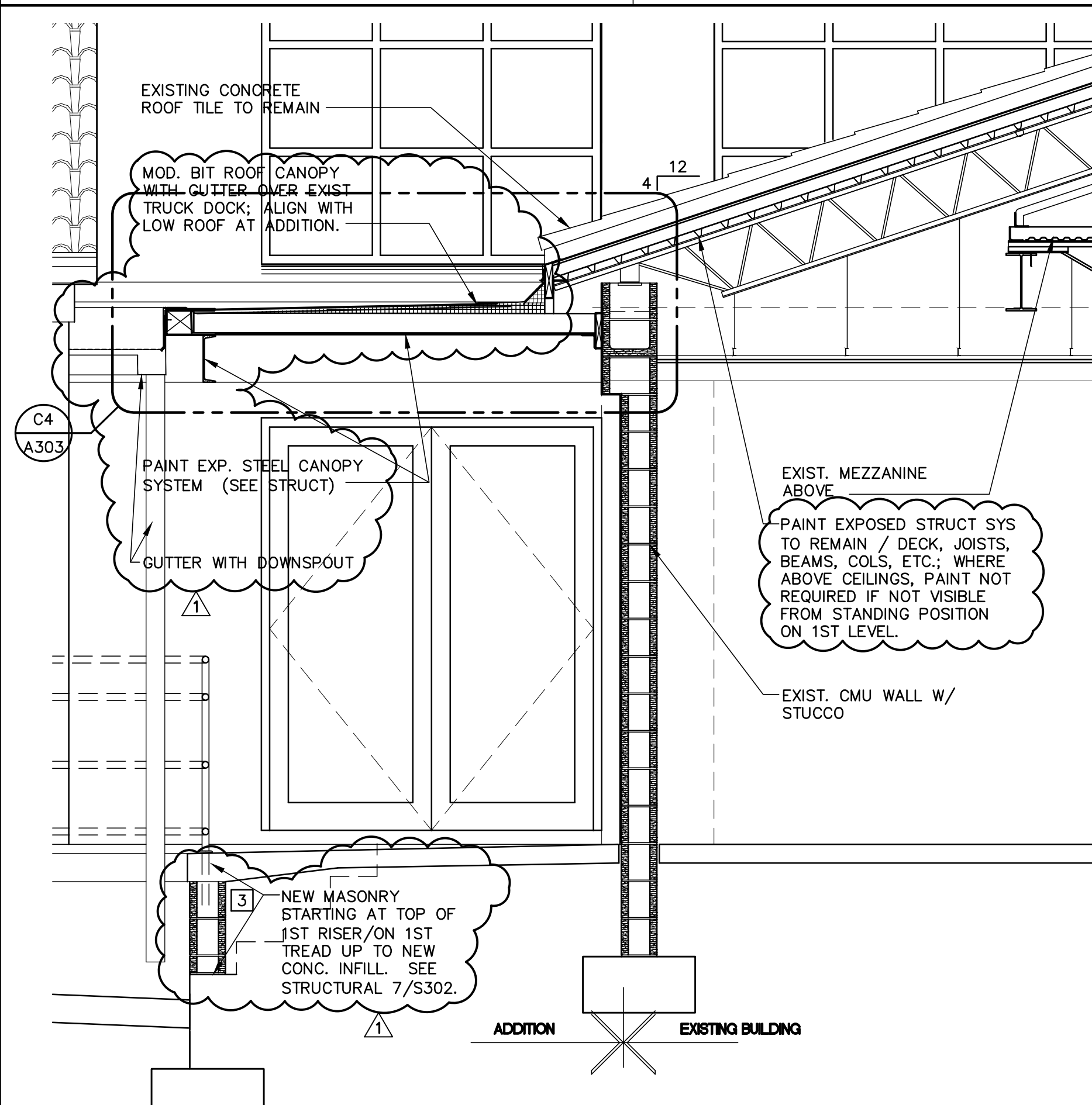
BID DOCUMENTS PHASE

SHEET TITLE

**BUILDING SECTIONS,
WALL SECTIONS AND DETAILS**

SHEET NUMBER

A303





AKEL LOGAN SHAFER
ARCHITECTS AND PLANNERS

704 Rosselle Street / Jacksonville, Florida 32204
Telephone (904) 356-2654 / Fax (904) 356-4010
AAC002135

CONSULTANTS

NOTES (APPLY TO ALL SECTIONS)

- 1 BASE BID: REMOVE STOREFRONT OR CMU FOR NEW STOREFRONT OR CASSED OPENING.
- 2 BID ALTERNATE 1: REMOVE STOREFRONT SYSTEM AND PORTION OF MASONRY WHERE APPLICABLE.
- 3 REMOVE EXISTING STAIR FUNCTION BY IN-FILLING; SEE A1/A302 & STRUCTURAL.
- 4 REMOVE PAIR OF DOORS. MODIFY FRAME FOR TWO SINGLE METAL DOORS.
- 5 REMOVE LOUVER. INFILL WITH MASONRY TO MATCH EXISTING.
- 6 REMOVE ENTRY TO THE EXTENT REQ'D TO REBUILD PER STRUCTURAL; IN NO CASE REMOVE EXISTING ROOFING TILE BEYOND VALLEY. SEE SECTIONS.
- 7 ALL WORK AT BASE BID AND BID ALTERNATE STOREFRONT REPLACEMENT REQUIRES REPAIR OF EXISTING EFS/TO MATCH EXISTING, TRIMMED PAINTED.
- 8 NO WORK AT EXIST. TILE ROOF, EXCEPT TO MINIMAL DEGREE INDICATED IN NOTE 3, ON PLAN, ON SECTIONS, & ON STRUCT DRWGS.
- 9 EXISTING GUTTER TO REMAIN.

PROJECT

BID NUMBER: BID-SJR-06-2018

RENOVATION WITH
ADDITION TO BUILDING V
ST. AUGUSTINE CAMPUS

FOR



ST. JOHNS RIVER
STATE COLLEGE

MARK	04/17/19	ADDENDUM 3
	DATE	DESCRIPTION

ISSUE:	MAR 25, 2019
PROJECT NO:	1809
CAD DWG FILE:	
DRAWN BY:	ALS
CHECKED BY:	MSB

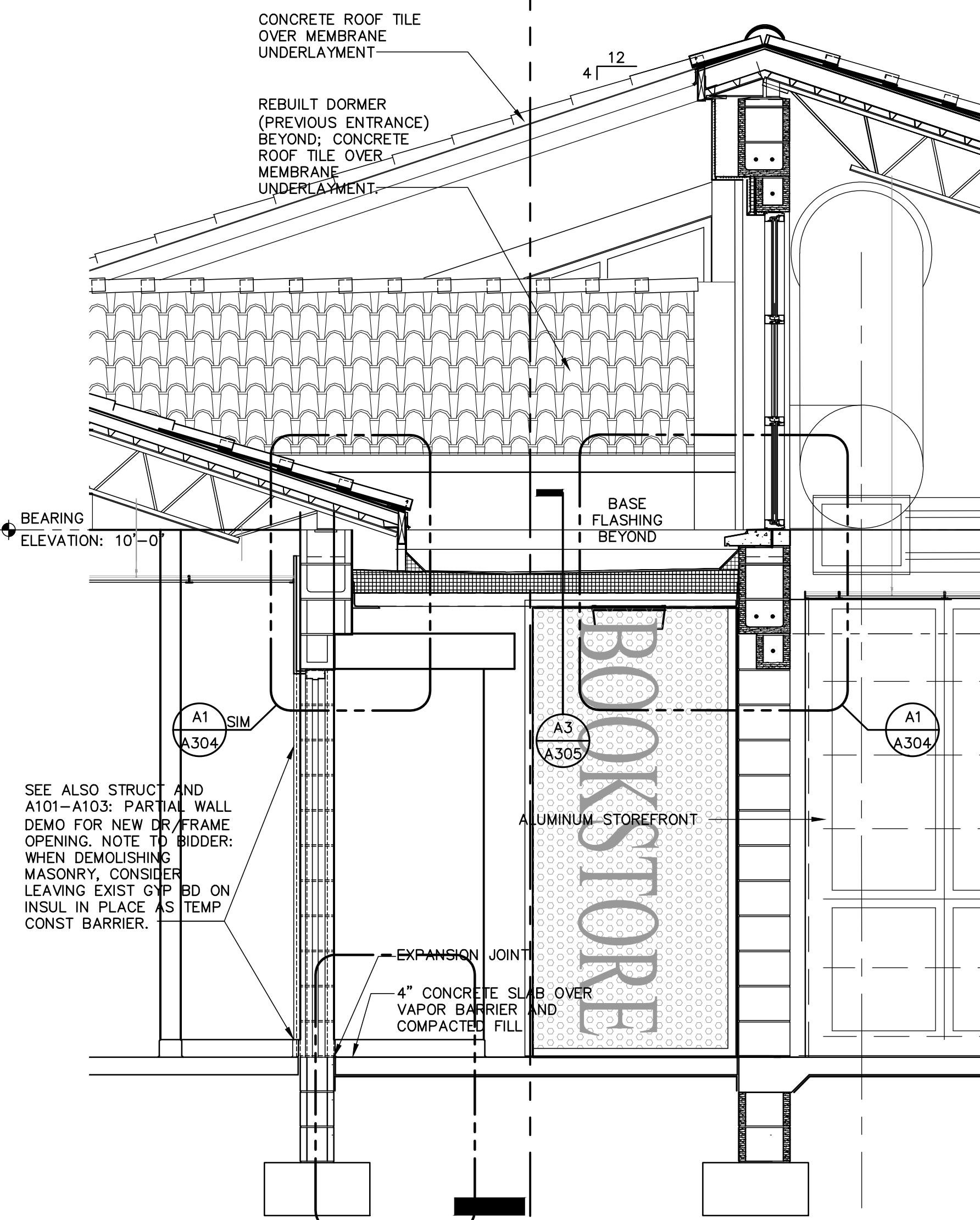
BID DOCUMENTS PHASE

SHEET TITLE

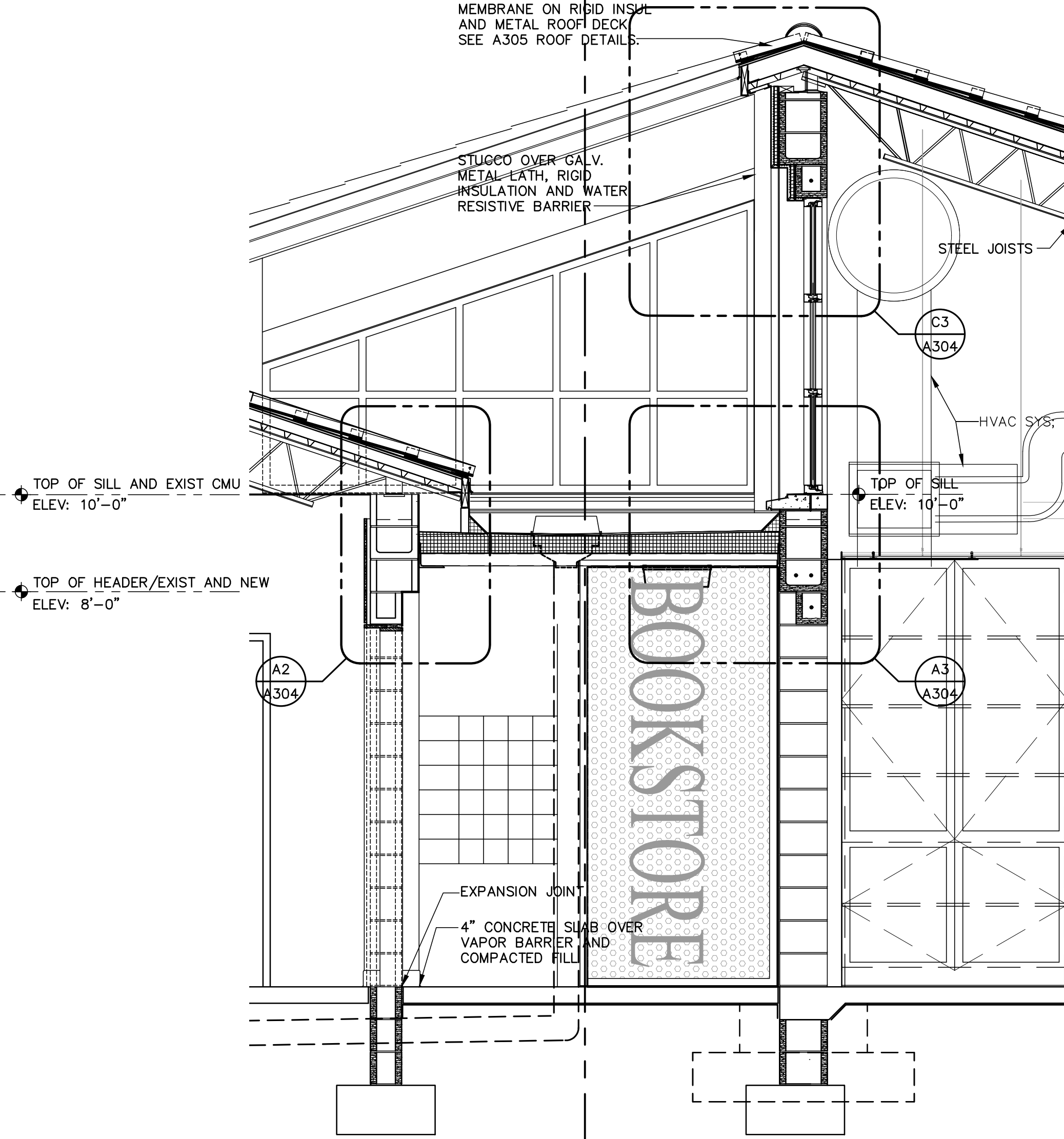
WALL SECTIONS
AND DETAILS

SHEET NUMBER

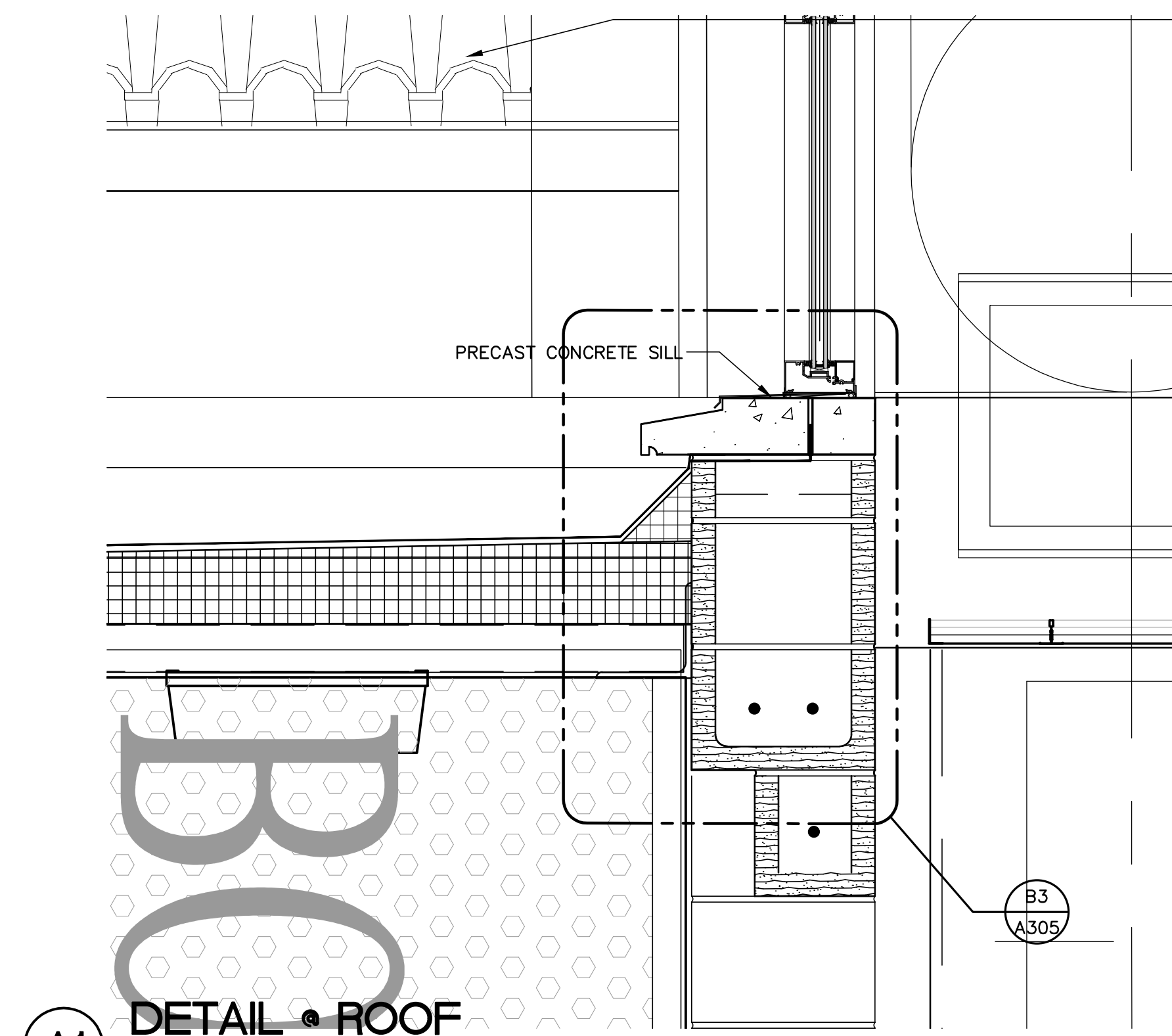
A304



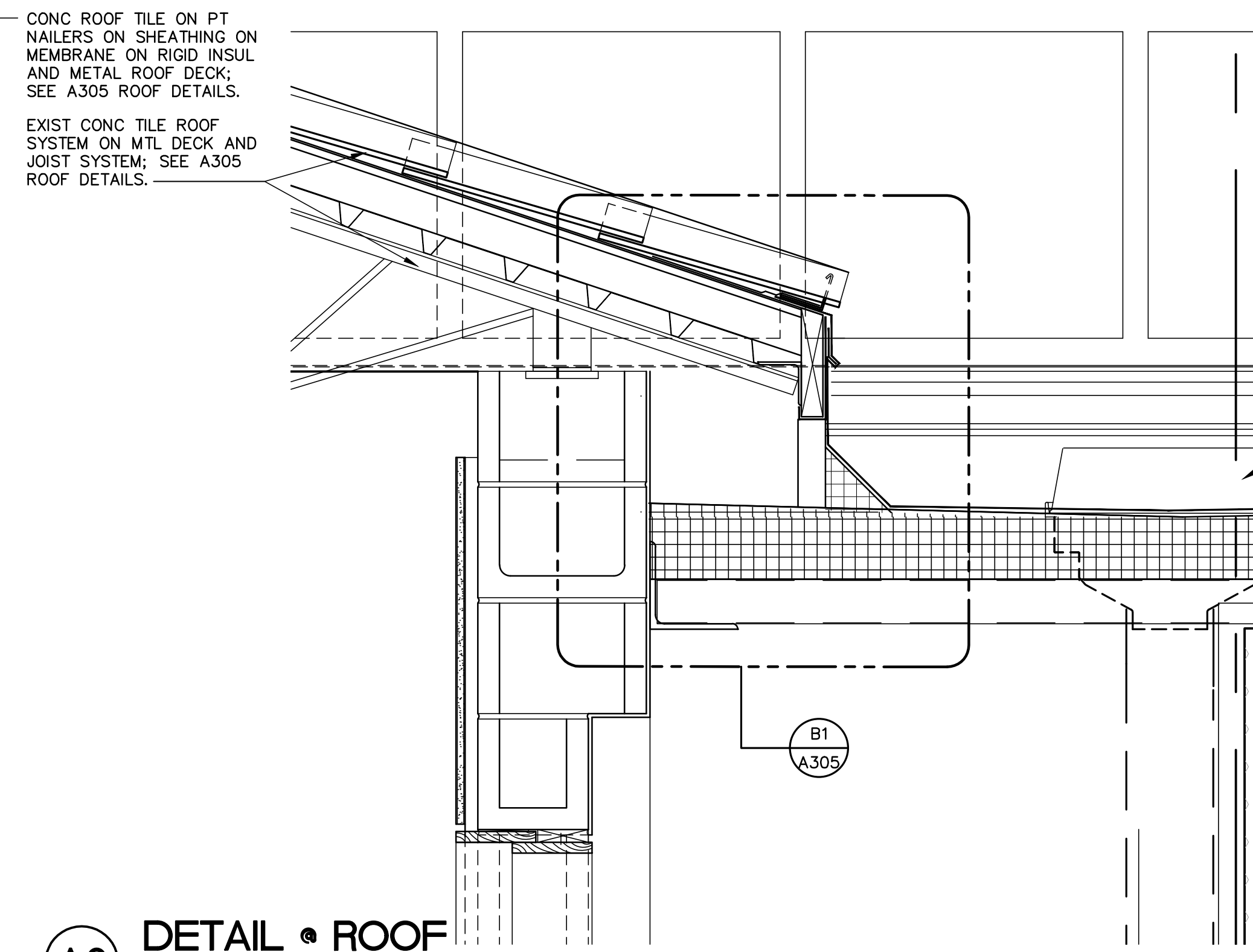
B1 WALL SECTION
SCALE: 1/2" = 1'-0"



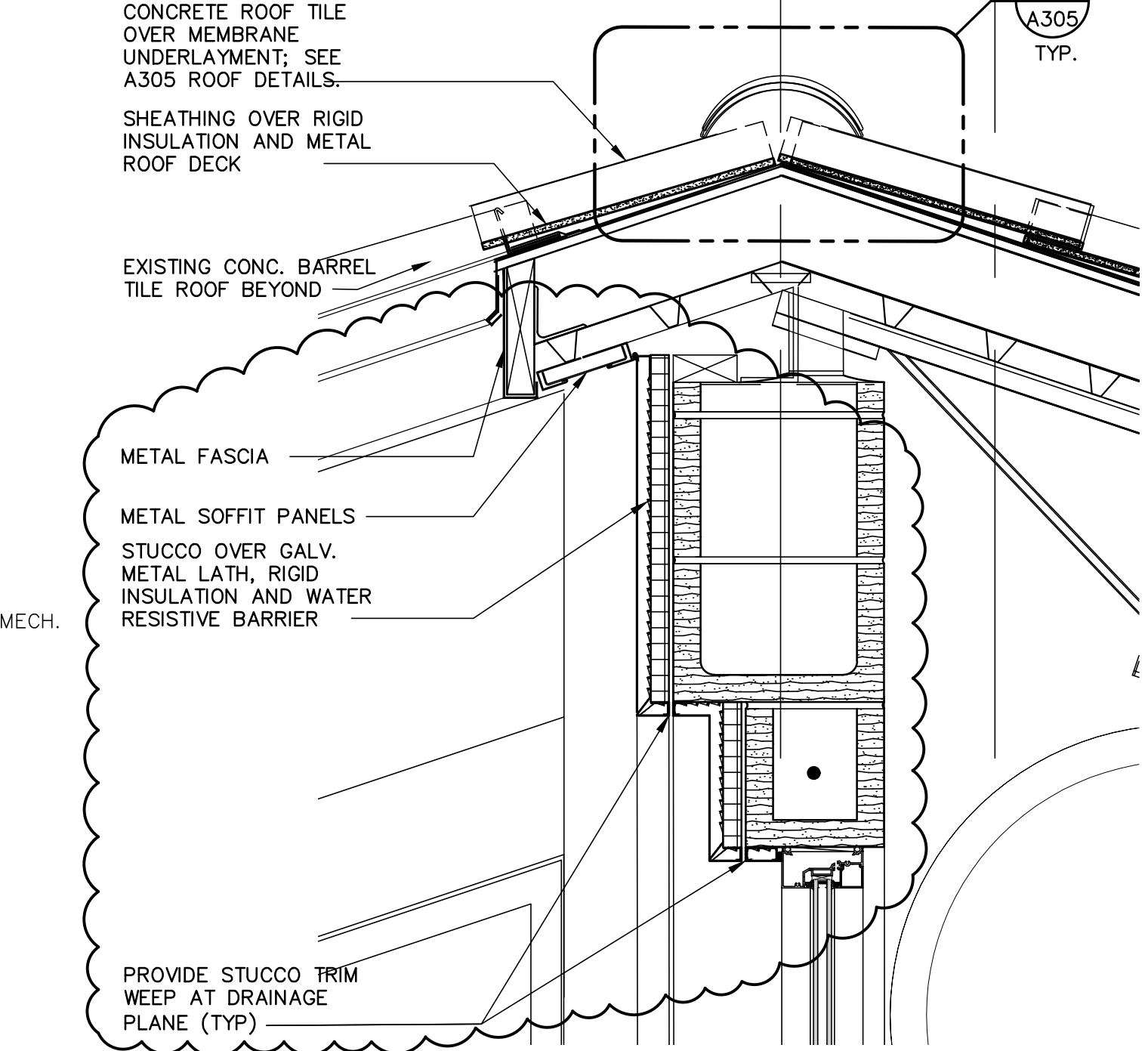
B2 WALL SECTION
SCALE: 1/2" = 1'-0"



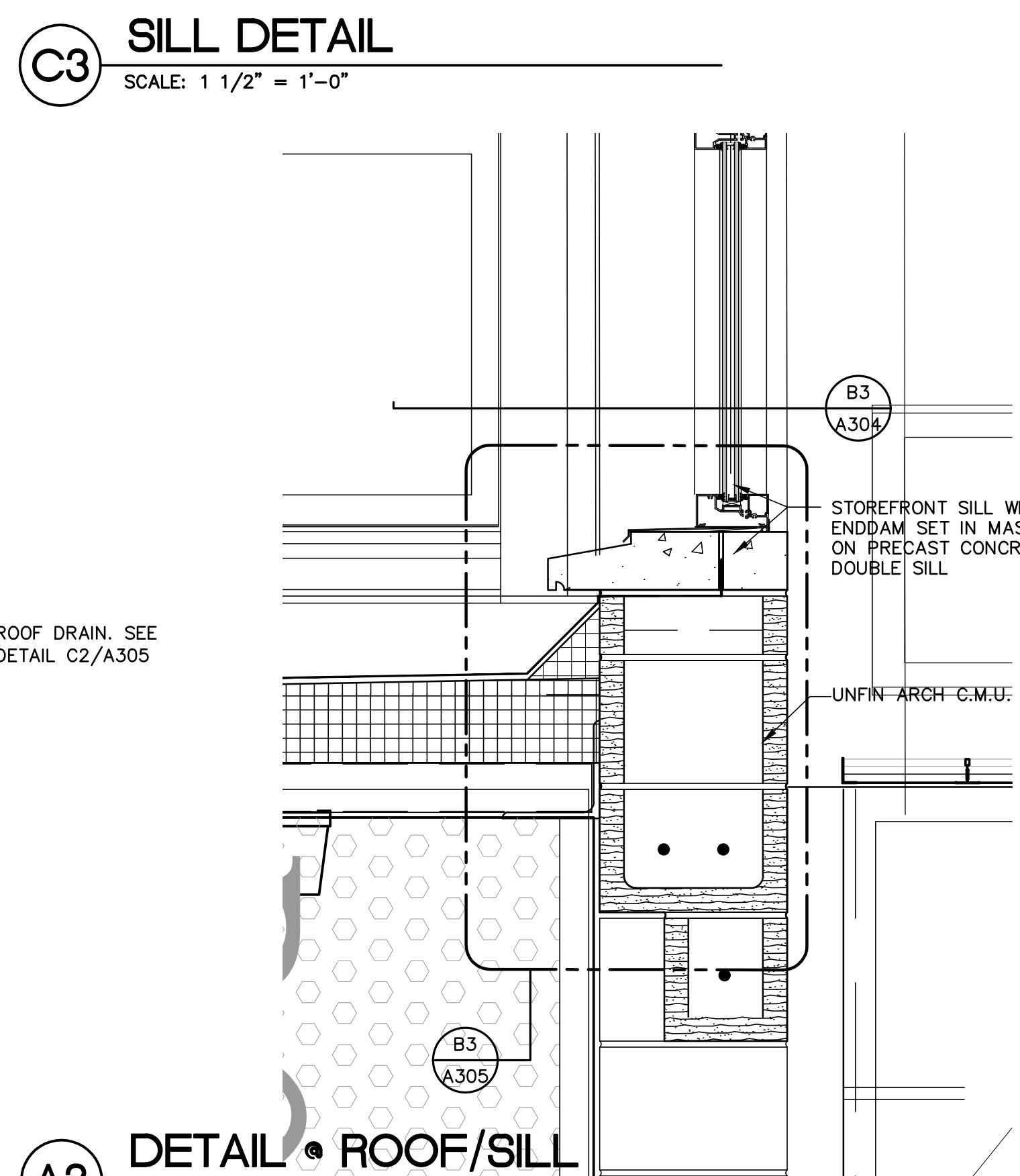
A1 DETAIL • ROOF
SCALE: 1 1/2" = 1'-0"



A2 DETAIL • ROOF
SCALE: 1 1/2" = 1'-0"



C3 DETAIL • ROOF
SCALE: 1 1/2" = 1'-0"



A3 DETAIL • ROOF/SILL
SCALE: 1 1/2" = 1'-0"



AKEL LOGAN SHAFER
ARCHITECTS AND PLANNERS

704 Rosselle Street / Jacksonville, Florida 32204
Telephone (904) 356-2654 / Fax (904) 356-4010
AAC002135

CONSULTANTS

NOTES

PROJECT

BID NUMBER: BID-SJR-06-2018

RENOVATION WITH
ADDITION TO BUILDING V
ST. AUGUSTINE CAMPUS

FOR



ST. JOHNS RIVER
STATE COLLEGE

MARK	DATE	DESCRIPTION
▲	04/17/19	ADDENDUM 3
	04/08/19	ISSUED W/ ADDENDUM 1

ISSUE: MAR 25, 2019
PROJECT NO: 1809
CAD DWG FILE: A501.DWG
DRAWN BY: ALS
CHECKED BY: MSB

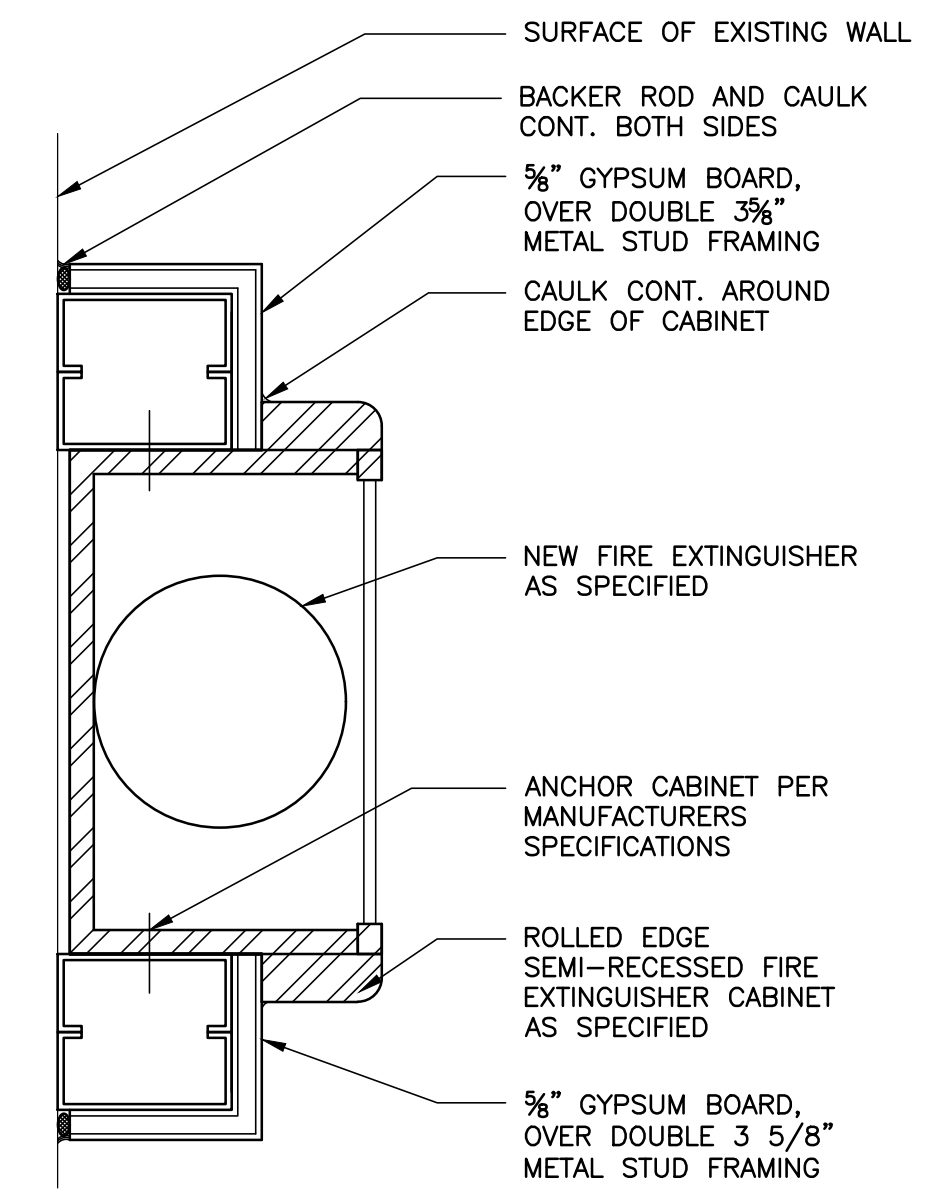
BID DOCUMENTS PHASE

SHEET TITLE

MISCELLANEOUS
SECTIONS AND DETAILS

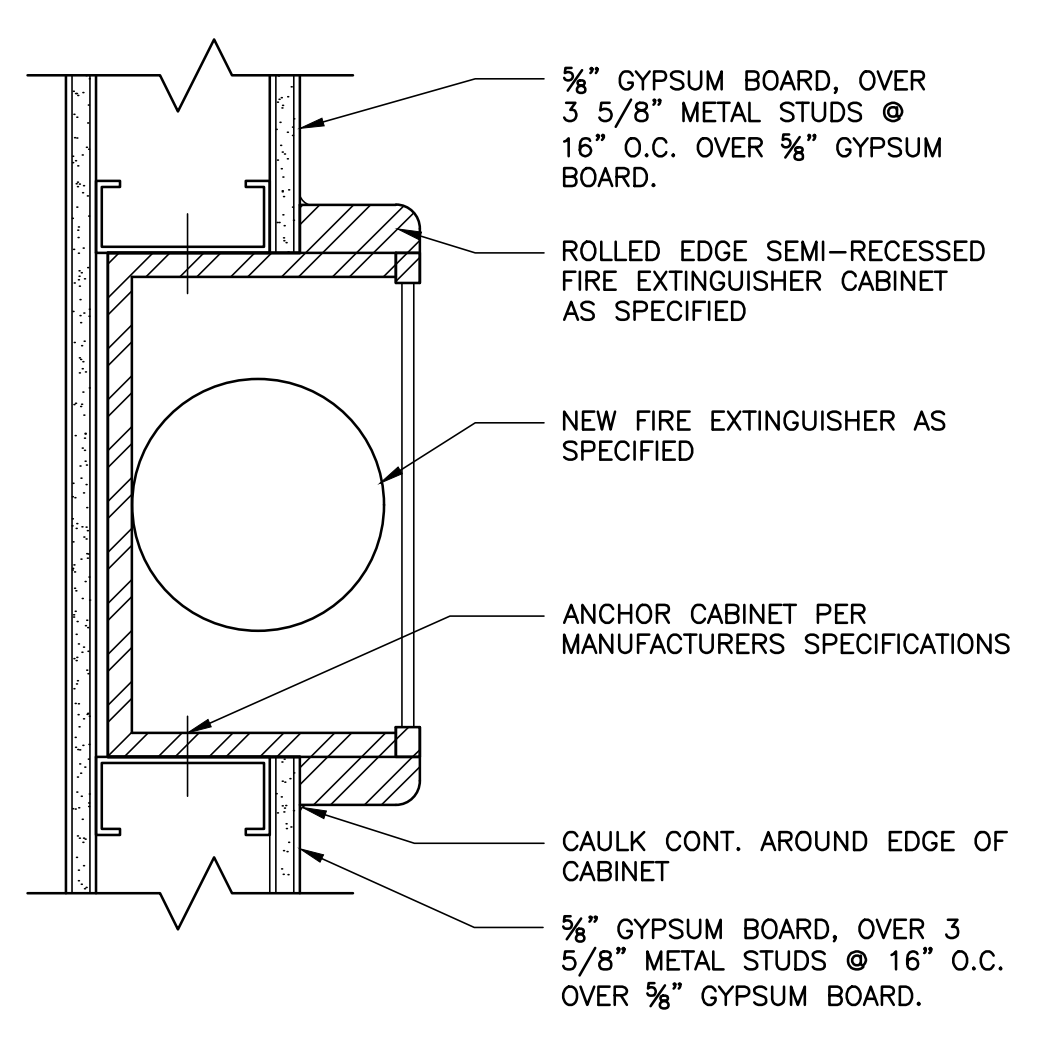
SHEET NUMBER

A501



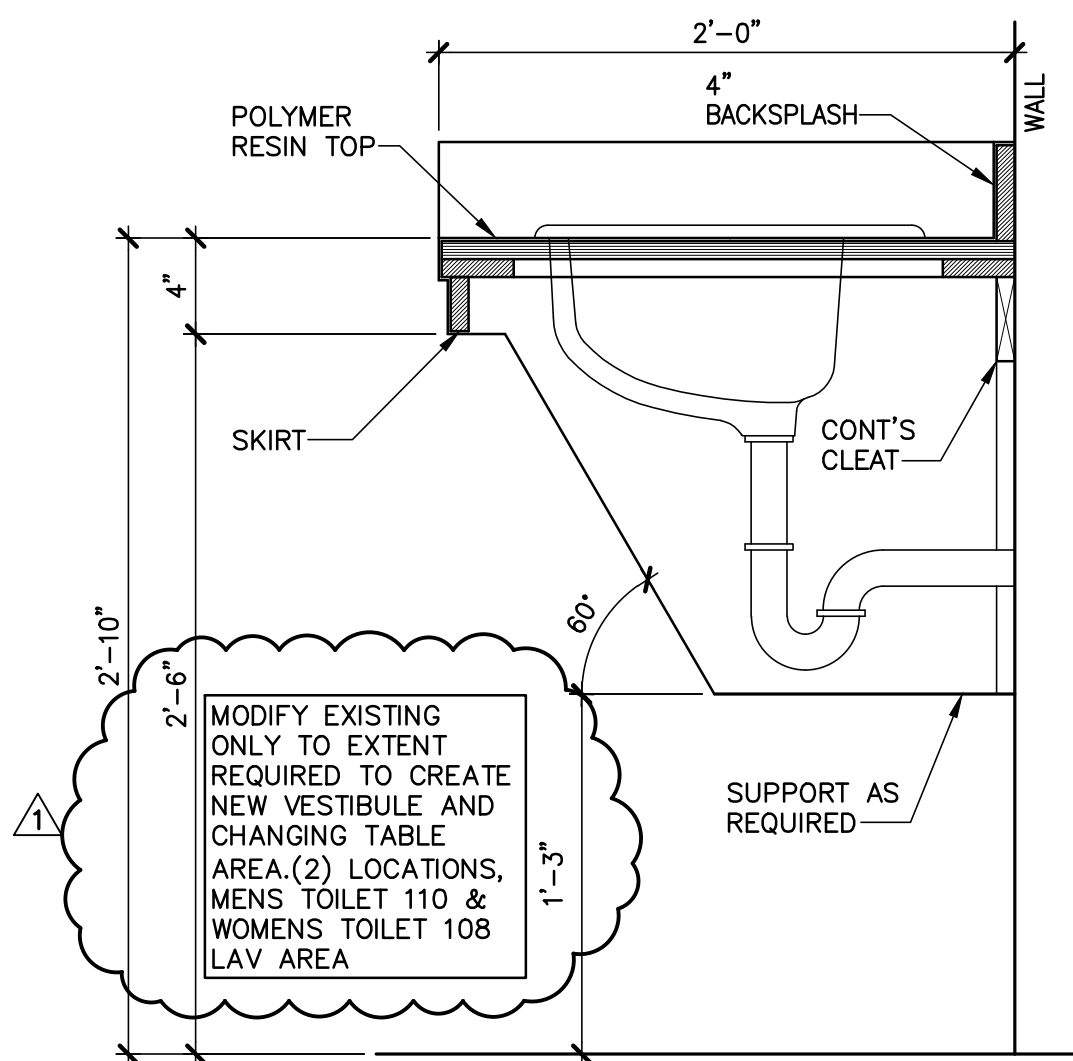
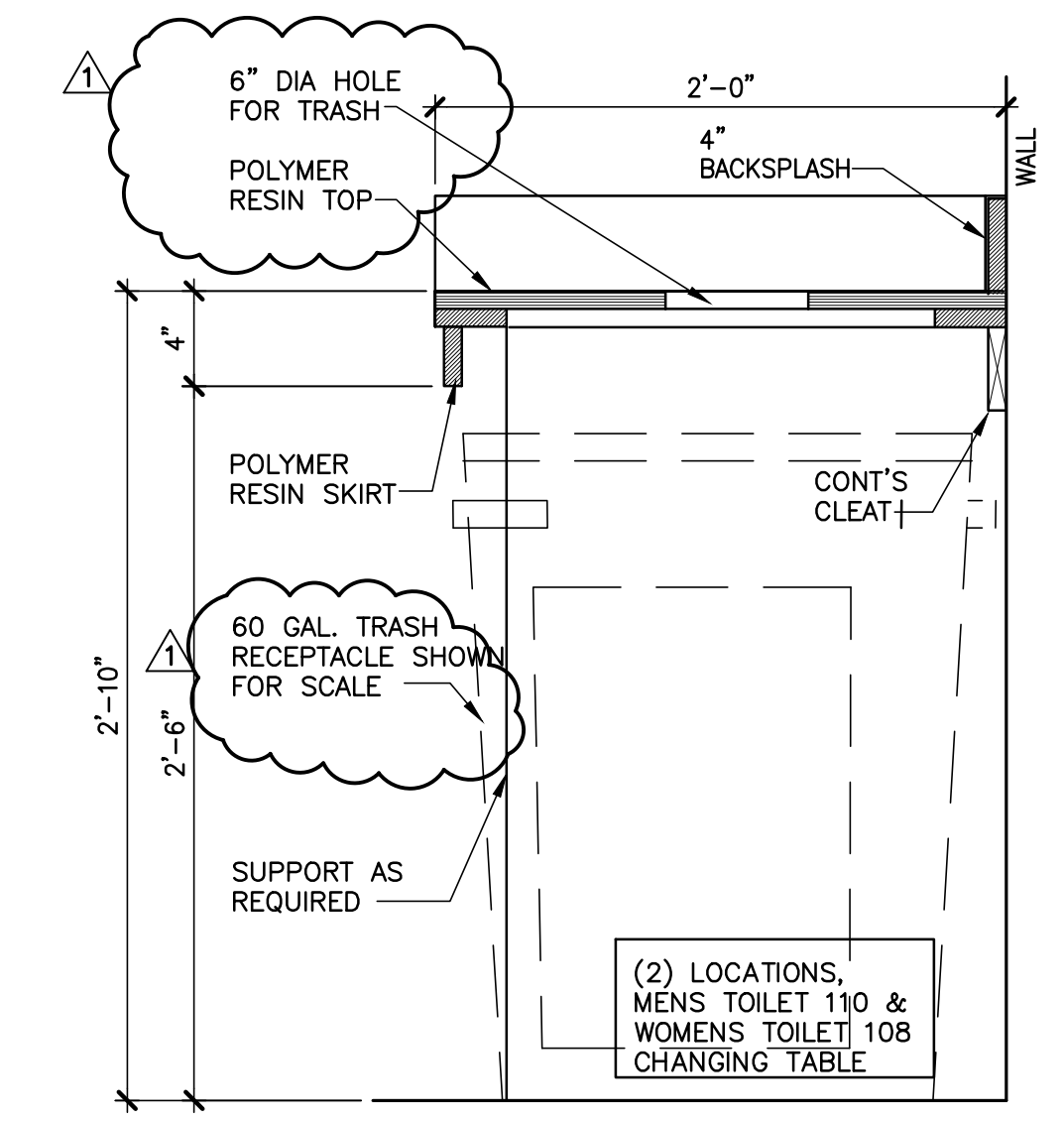
COORDINATE REQUIRED ROUGH OPENING WITH FIRE EXTINGUISHER CABINET TO BE INSTALLED

FIRE EXT. CABINET DETAIL (EXISTING WALL)
SCALE: 1 1/2" = 1'-0"

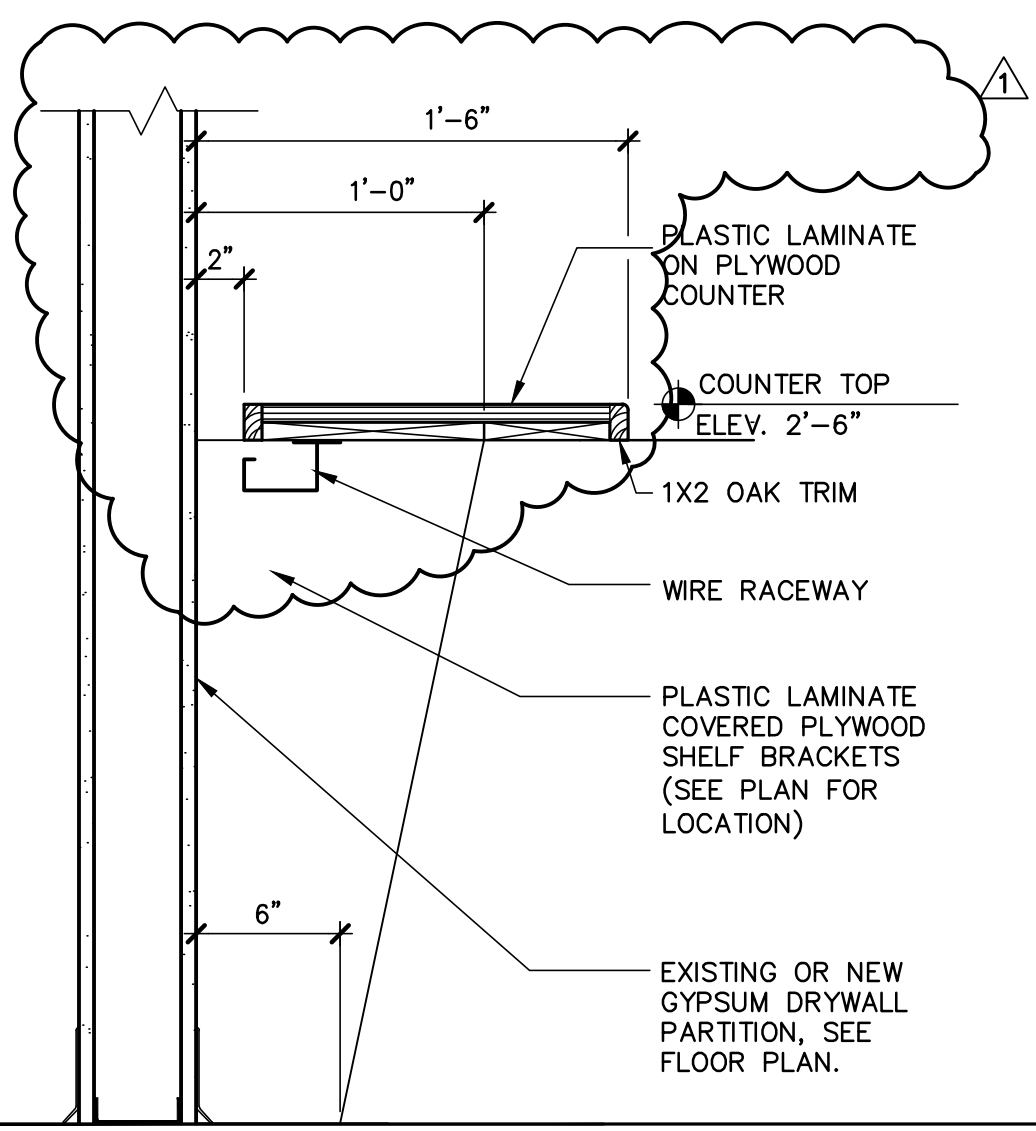


COORDINATE REQUIRED ROUGH OPENING WITH FIRE EXTINGUISHER CABINET TO BE INSTALLED

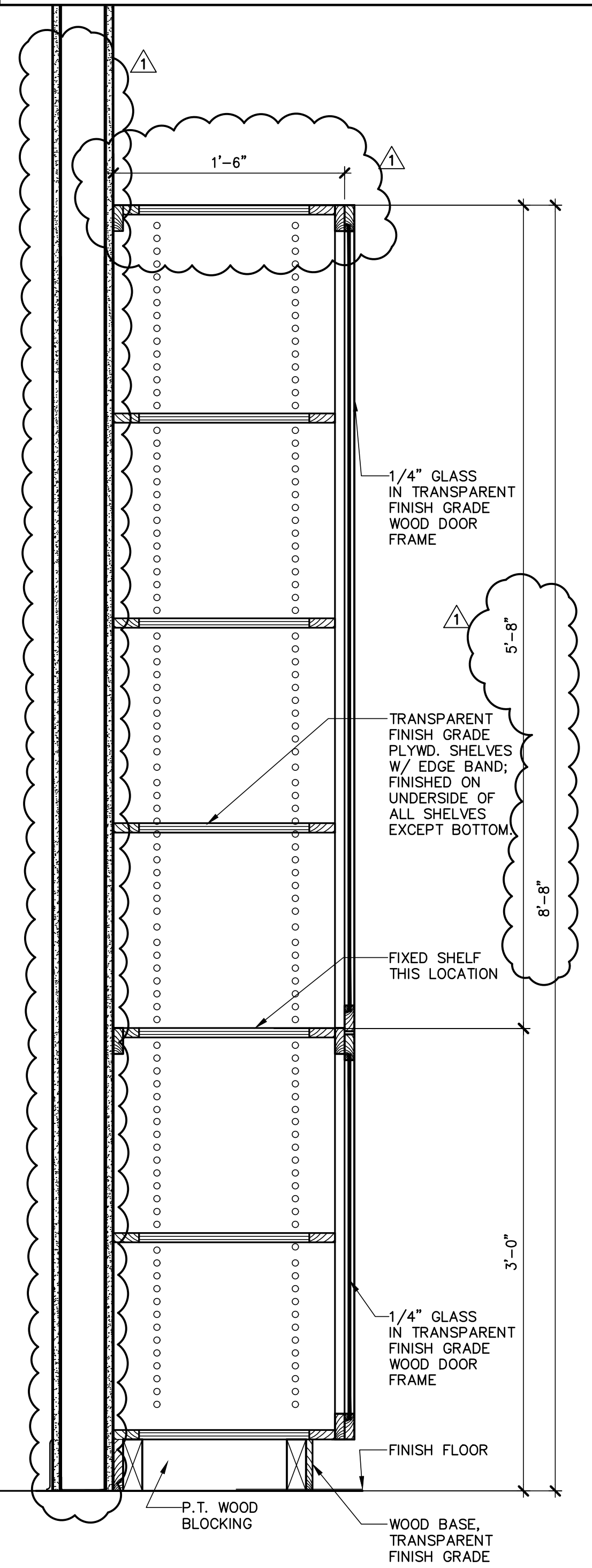
FIRE EXT. CABINET DETAIL (NEW WALL)
SCALE: 1 1/2" = 1'-0"



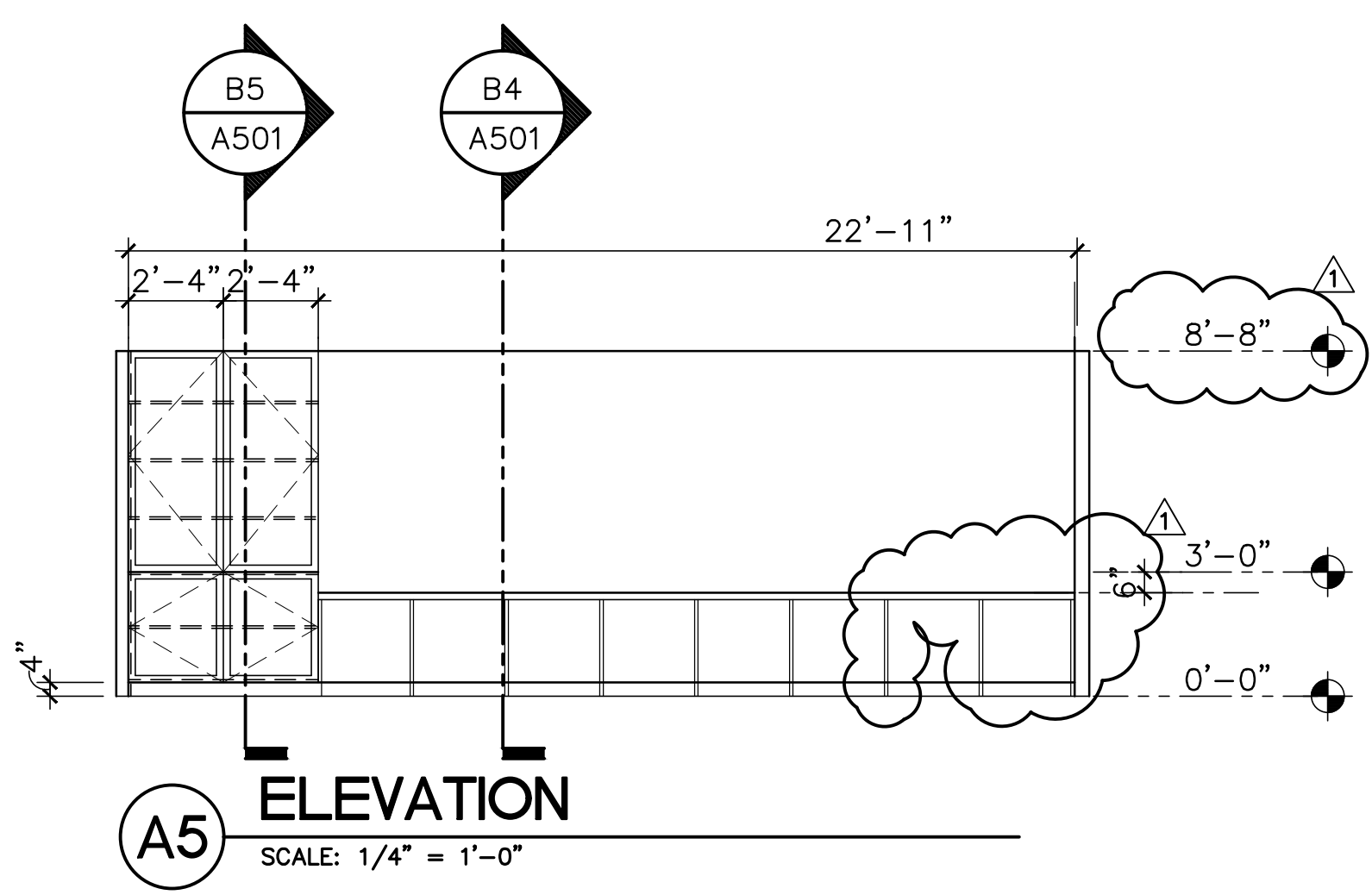
B3 SECTION
SCALE: 1 1/2" = 1'-0"



B4 SECTION
SCALE: 1 1/2" = 1'-0"



B5 SECTION
SCALE: 1 1/2" = 1'-0"



(1) LOCATION AT COMMUNITY SPACE, ROOM NUMBER V0112

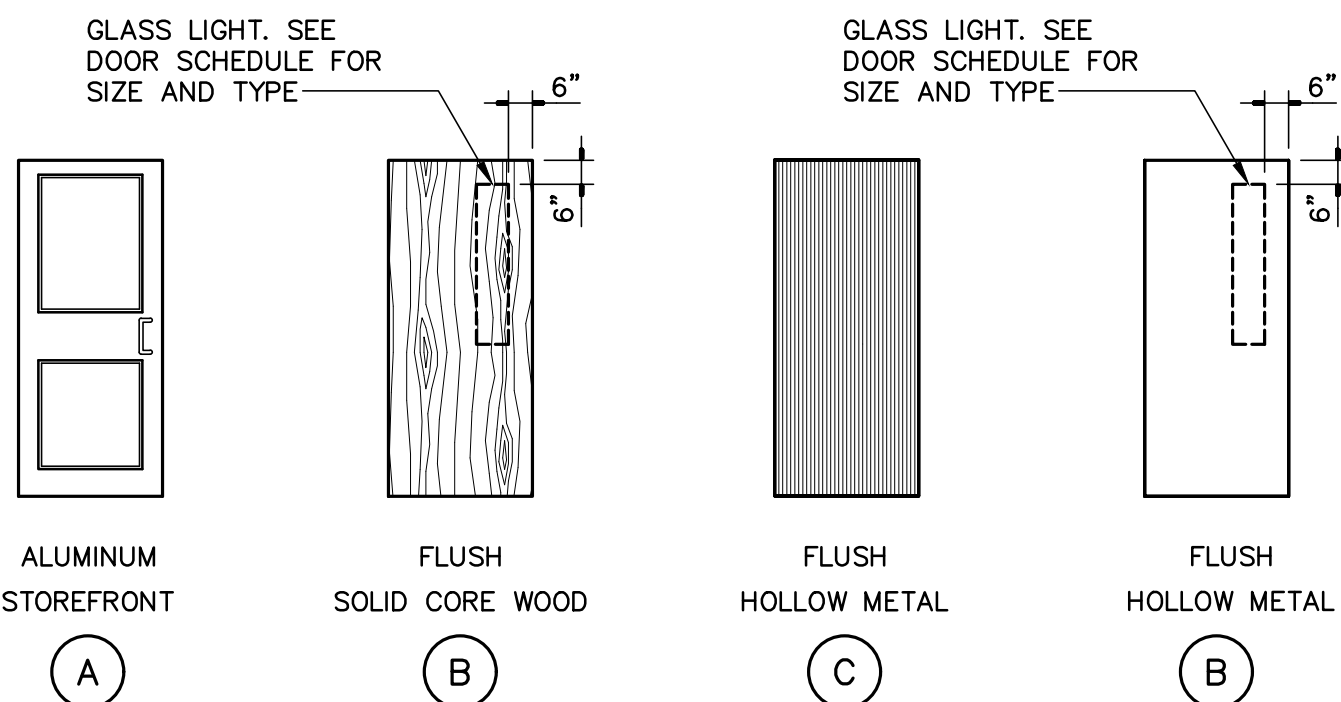
(2) LOCATIONS, MENS TOILET 110 & WOMENS TOILET 108 CHANGING TABLE

MODIFY EXISTING ONLY TO EXTENT REQUIRED TO CREATE NEW VESTIBULE AND CHANGING TABLE AREA (2) LOCATIONS, MENS TOILET 110 & WOMENS TOILET 108 LAV AREA

DOOR SCHEDULE

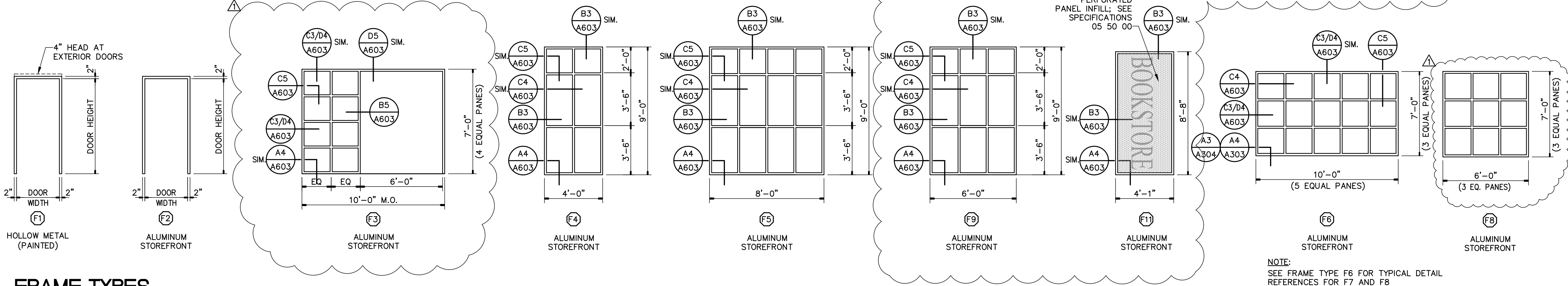
MARK	DOOR SIZE	TYPE	MATL.	FRAME			GLAZING	LOUVERS	LABEL	HDWR GROUP	REMARKS	
				TYPE	HEAD	JAMB						SILL
100/A	PR. 3'-0" x 7'-0" x 1-3/4"	A	ALUMINUM	F2	D5/A603	B5/A603	A5/A603	SEE SPEC'S.	-----	-----	1	AUTO DOOR OPERATOR/ADA PUSH BUTTON ACTUATED
101/A	PR. 3'-0" x 7'-0" x 1-3/4"	A	ALUMINUM	F3	D5/A603	B5/A603	A5/A603	SEE SPEC'S.	-----	-----	1	AUTO DOOR OPERATOR/ADA PUSH BUTTON ACTUATED
101/B	PR. 3'-0" x 7'-0" x 1-3/4"	A	ALUMINUM	F3	D5/A603	B5/A603	A5/A603	SEE SPEC'S.	-----	-----	2	
101/C	3'-0" x 7'-0" x 1-3/4"	A	ALUMINUM	F2	D5/A603 SIM.	D5/A603	A5/A603	SEE SPEC'S.	-----	-----	3	
101A/A	3'-0" x 7'-0" x 1-3/4"	B	WOOD	F1	C2/A603	C2/A603	A3/A603	-----	-----	-----	11	
101A/B	EXISTING TO REMAIN	-----	-----	-----	-----	-----	-----	-----	-----	-----	18	
101B/A	3'-0" x 7'-0" x 1-3/4"	B	WOOD	F1	C2/A603	C2/A603	A3/A603	-----	-----	-----	11	
101C/A	3'-0" x 7'-0" x 1-3/4"	B	WOOD	F1	C2/A603	C2/A603	A3/A603	-----	-----	-----	11	
102/A	3'-0" x 7'-0" x 1-3/4"	B	WOOD	F1	C2/A603	C2/A603	A3/A603	-----	-----	-----	11	
103/A	3'-0" x 7'-0" x 1-3/4"	B	WOOD	F1	C2/A603	C2/A603	A3/A603	-----	-----	-----	16	
104/A	3'-0" x 7'-0" x 1-3/4"	B	WOOD	F1	C2/A603	C2/A603	A3/A603	-----	-----	-----	16	
106/A	3'-0" x 7'-0" x 1-3/4"	C	WOOD	F1	B1/A603 SIM.	B1/A603	A3/A603	-----	-----	-----	14	
106/B	EXISTING TO REMAIN	-----	-----	-----	-----	-----	-----	-----	-----	-----	17	
107/A	3'-0" x 7'-0" x 1-3/4"	B	WOOD	F1	C2/A603	C2/A603	A3/A603	-----	-----	-----	15	
109/A	3'-0" x 7'-0" x 1-3/4"	B	WOOD	F1	C2/A603	C2/A603	A3/A603	-----	-----	-----	9	
111/A	3'-0" x 7'-0" x 1-3/4"	B	WOOD	F1	C2/A603	C2/A603	A3/A603	-----	-----	-----	12	
112/A	PR. 3'-0" x 7'-0" x 1-3/4"	A	ALUMINUM	F3	D5/A603	B5/A603	A5/A603	SEE SPEC'S.	-----	-----	4	
113/A	PR. 3'-0" x 7'-0" x 1-3/4"	B	WOOD	F1	C2/A603	C2/A603	A3/A603	-----	-----	-----	13	
114A/A	3'-0" x 7'-0" x 1-3/4"	C	H.M.	F1	D1/A603 SIM.	B1/A603	A3/A603	-----	-----	-----	8	
115/A	PR. 3'-0" x 7'-0" x 1-3/4"	D	H.M.	F1	D1/A603	C1/A603	A3/A603	-----	-----	-----	7	
115/B	PR. 3'-0" x 7'-0" x 1-3/4"	C	H.M.	F1	B1/A603 SIM.	B1/A603	A3/A603	-----	-----	-----	10	
117/A	3'-0" x 7'-0" x 1-3/4"	B	WOOD	F1	C2/A603	C2/A603	A3/A603	-----	-----	-----	14	
118/A	3'-0" x 7'-0" x 1-3/4"	B	WOOD	F1	C2/A603	C2/A603	A3/A603	-----	-----	-----	14	
118/B	3'-0" x 7'-0" x 1-3/4"	B	WOOD	F1	C2/A603	C2/A603	A3/A603	-----	-----	-----	14	
119/A	PR. 3'-0" x 7'-0" x 1-3/4"	A	ALUMINUM	F3	D5/A603	B5/A603	A5/A603	SEE SPEC'S.	-----	-----	6	
120/A	3'-0" x 7'-0" x 1-3/4"	A	ALUMINUM	F3	D5/A603	B5/A603	A5/A603	SEE SPEC'S.	-----	-----	5	
121/A	3'-0" x 7'-0" x 1-3/4"	B	WOOD	F1	C2/A603	C2/A603	A3/A603	-----	-----	-----	11	
122/A	PR. 3'-0" x 7'-0" x 1-3/4"	D	H.M.	F1	C2/A603 SIM.	C2/A603	A3/A603	-----	-----	-----	10	
123/A	PR. 3'-0" x 7'-0" x 1-3/4"	C	H.M.	F1	B1/A603 SIM.	B1/A603	A3/A603	-----	-----	-----	9	
124/A	3'-0" x 7'-0" x 1-3/4"	C	H.M.	F1	B1/A603 SIM.	B1/A603	A3/A603	-----	-----	-----	8	

NOTE:
SEE DOOR SCHEDULE FOR DOOR SIZES,
PAIRS OF DOORS, AND HARDWARE GROUPS



B1 DOOR TYPES

SCALE: 1/4" = 1'-0"



A1 FRAME TYPES

SCALE: 1/4" = 1'-0"

AKEL LOGAN SHAFER
ARCHITECTS AND PLANNERS

704 Rosselle Street / Jacksonville, Florida 32204
Telephone (904) 356-2654 / Fax (904) 356-4010
AAC002135

CONSULTANTS

NOTES

PROJECT
BID NUMBER: BID-SJR-06-2018
**RENOVATION WITH
ADDITION TO BUILDING V
ST. AUGUSTINE CAMPUS**

FOR

**ST. JOHNS RIVER
STATE COLLEGE**

	04/17/19	ADDENDUM 3
	04/08/19	ISSUED W/ ADDENDUM 1
MARK	DATE	DESCRIPTION
ISSUE:	MAR 25, 2019	
PROJECT NO:	1809	
CAD DWG FILE:		
DRAWN BY:	ALS	
CHECKED BY:	MSB	
BID DOCUMENTS PHASE		

SHEET TITLE
**DOOR SCHEDULE W/ DR AND
FRAME ELEVATIONS**

SHEET NUMBER
A602